

SAFETY TIPS

For Drivers, Pedestrians, and Bicyclists

FOR DRIVERS:



/// Stop for pedestrians at crosswalks.



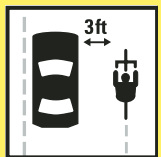
/// Slow down and obey the posted speed limit.



/// Look before opening your door.



/// Be careful when passing stopped vehicles.




/// Allow 3 feet when passing bicyclists.

FOR PEDESTRIANS:



/// Cross the street at marked crosswalks and intersections.



/// Before crossing, look left, right, then left again.




/// Use pedestrian pushbuttons.



/// Begin crossing the street on "Walk" signal.

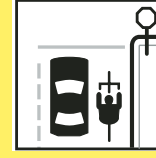


/// Stay visible after dark and in bad weather.

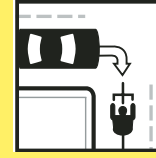


/// Watch out for trucks and buses backing out of parking spaces and driveways.


FOR BICYCLISTS:




/// Obey all regulatory signs and traffic lights.



/// Never ride against traffic. Ride with traffic to avoid potential accidents.



/// Use hand signals to tell motorists what you intend to do.



/// Ride in a straight line to the right of traffic and about a car door width away from parked cars.



/// Always wear a helmet. Helmets dramatically reduce the risk of head injury in a bicycle accident.



/// Use lights at night and when visibility is poor.

STREET
/// SMART
streetsmart.mwcog.org

A public safety program of the District of Columbia, Maryland and Virginia

**PEDESTRIANS and CYCLISTS should WATCH for TURNING vehicles.
MOTORISTS MUST YIELD to CYCLISTS and PEDESTRIANS when TURNING.**