

OZONE SEASON SUMMARY 2017

Sunil Kumar
Principal Environmental Engineer

MWAQC-Technical Advisory Committee
July 26th, 2017

Peak 8-Hour Average Ozone Levels (ppb)

APRIL 2017						
Sunday	Monday	Tuesday	Wednesday	Thursday	Friday	Saturday
26	27	28	29	30	31	01 39
02	03	04	05	06	07	08
56	50	52	57	47	43	57
09	10	11	12	13	14	15
62	68	71	61	54	64	55
16	17	18	19	20	21	22
52	45	58	43	48	45	28
23	24	25	26	27	28	29
33	37	35	35	57	61	49
30	01	02	03	04	05	06
46						

MAY 2017						
Sunday	Monday	Tuesday	Wednesday	Thursday	Friday	Saturday
30	01	02	03	04	05	06
	35	55	49	48	40	33
07	08	09	10	11	12	13
43	54	58	68	48	35	34
14	15	16	17	18	19	20
61	51	64	76	72	55	43
21	22	23	24	25	26	27
45	35	33	50	46	48	49
28	29	30	31	01	02	03
49	47	43	57			
04	05	06	07	08	09	10

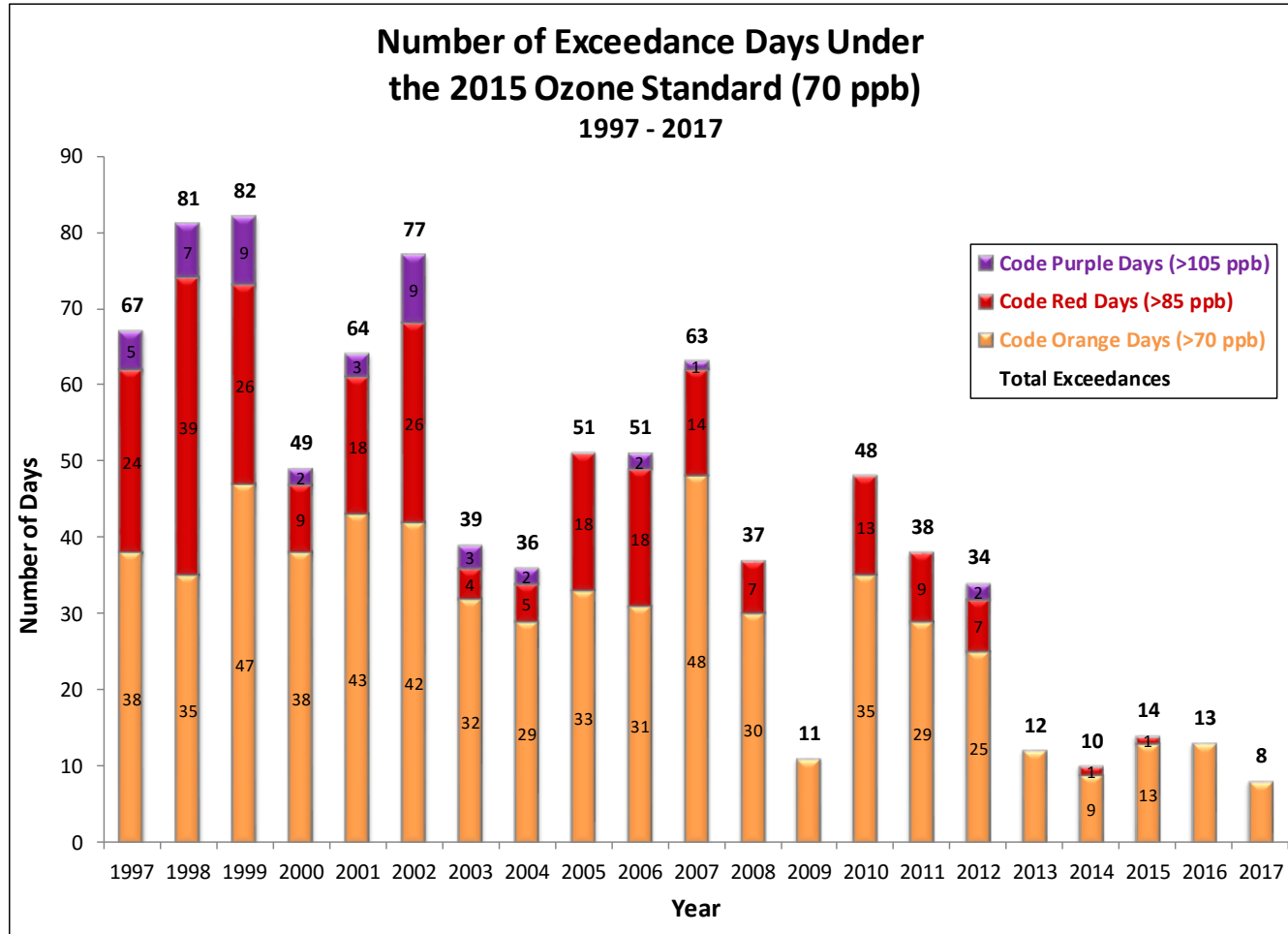
JUNE 2017						
Sunday	Monday	Tuesday	Wednesday	Thursday	Friday	Saturday
28	29	30	31	01	02	03
				61	66	63
04	05	06	07	08	09	10
62	50	53	41	59	62	70
11	12	13	14	15	16	17
61	74	72	73	64	58	43
18	19	20	21	22	23	24
45	36	57	61	60	29	52
25	26	27	28	29	30	01
51	55	53	56	65	63	
02	03	04	05	06	07	08

JULY 2017						
Sunday	Monday	Tuesday	Wednesday	Thursday	Friday	Saturday
25	26	27	28	29	30	01
						43
02	03	04	05	06	07	08
59	64	64	56	36	57	58
09	10	11	12	13	14	15
51	56	56	58	56	59	57
16	17	18	19	20	21	22
55	56	66	76	80	68	63
23	24	25	26	27	28	29
48						
30	31	01	02	03	04	05

8 Code Orange Days, 52 Code Yellow Days, 64 Code Green Days

Analysis is based on draft data as of July 24th, 2017. Data is subject to change

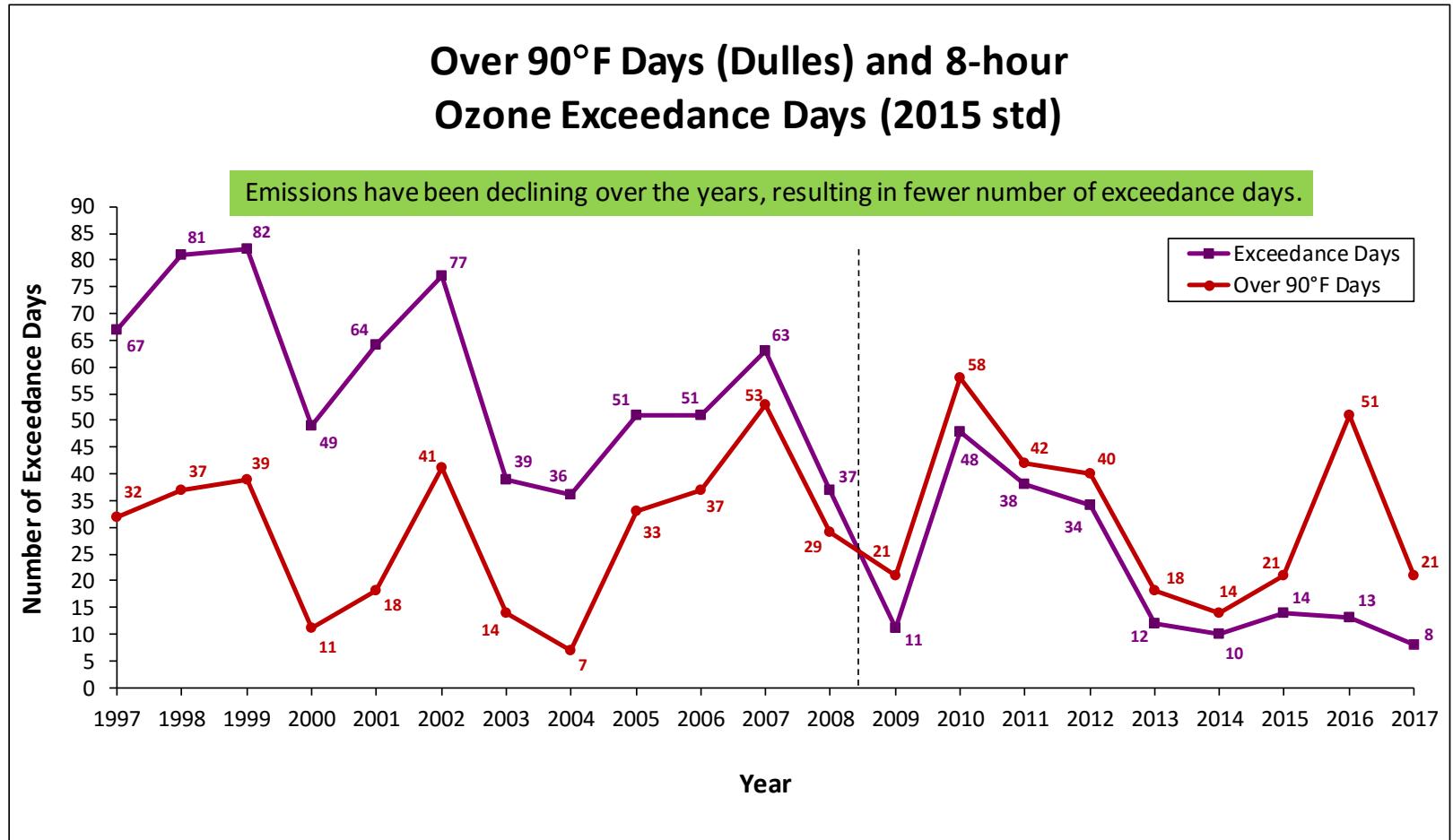
Ozone Exceedance Trend



* 2017 data is incomplete and preliminary as of July 24th, 2017.

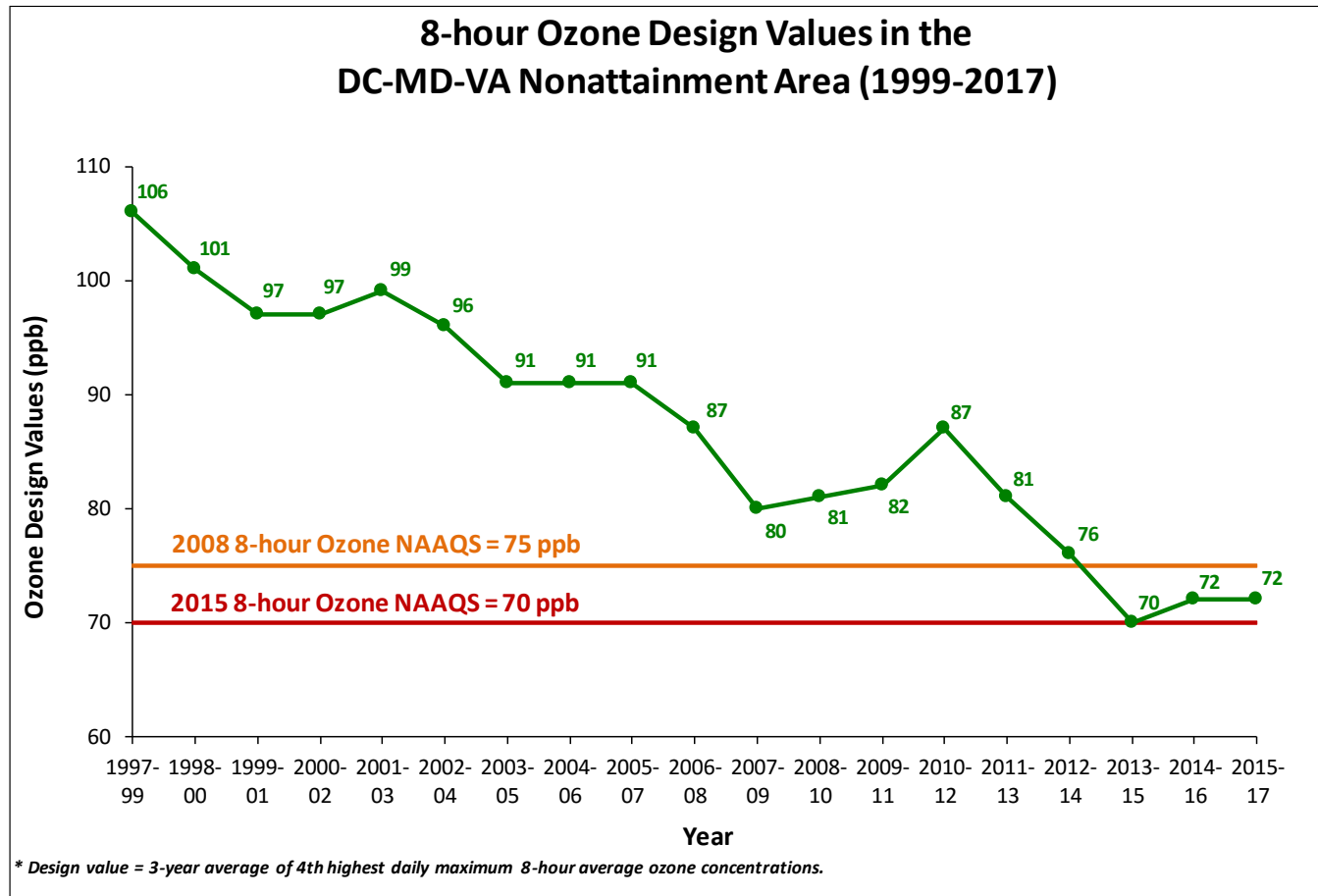


Ozone & Temperature Trend



* Analysis is based on draft data as of July 24th, 2017. Data is subject to change.

Ozone Design Value Trend



- * 2016 data is a draft as of July 24th, 2017.
- * 2017 data is incomplete and preliminary as of July 24th, 2017

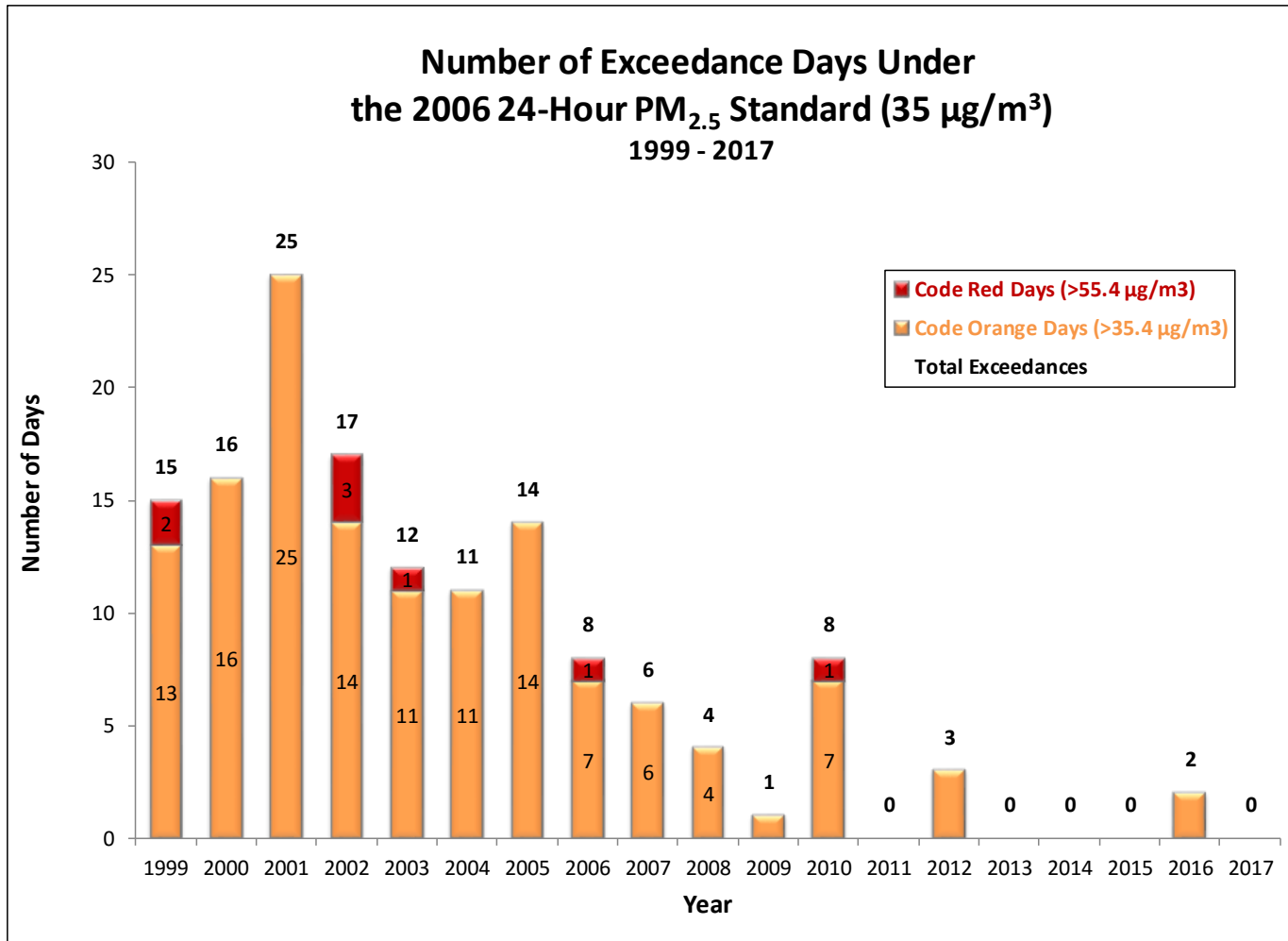


Why Fewer Exceedance Days Now ?

Emission Control Programs		
Federal	State	Local
Acid Rain Program Phase 1/2 (1996/2000)	Vehicle Inspection and Maintenance Programs	Renewable Energy Programs: <i>Renewable Power Purchases</i> <i>Clean Energy Rewards Program</i> <i>Renewable Deployments</i>
Tier 2 (LD Vehicle) Rule (2004)	MD Healthy Air Act (2009/2012)	Energy Efficiency Programs: <i>LED Retrofit Program</i> <i>Building Energy Efficiency Programs</i>
HD Diesel Vehicle Rule (2004/2007)	VA CSAPR Rule	VRE Locomotive Replacement
Nox SIP Call (2004)	Ozone Transport Commission Rules	Low VOC Paint
Clean Air Interstate Rule/ CSAPR/CSAPR Update (2009/2015/2017)		Gas Can Replacement



PM_{2.5} Exceedance Trend



* 2017 data is incomplete and preliminary as of July 24th, 2017.

