

HOMELESSNESS IN METROPOLITAN WASHINGTON

Results of the Annual Point-in-Time County and Regional Homelessness Strategies

Stefan Caine, Committee Chair, CoC Lead, Alexandria Dept. of Community & Human Services

Christine Hong, Chief, Services to End & Prevent Homelessness, Montgomery County

Elisabeth Young, Deputy Chief, The Community Partnership for the Prevention of Homelessness

Sam Kenney, COG Regional Homeless Systems Coordinator

COG Board of Directors

May 14, 2025

How Many People Are Experiencing Homelessness in our Region?

People Experiencing Literal Homelessness by Jurisdiction, 2021-2025*							
	2021	2022	2023	2024	2025	Change in Number of Persons 2021 - 2025	Percent Change 2021 - 2025
City of Alexandria	106	120	152	187	166	60	57%
Arlington County	171	182	213	243	271	100	58%
District of Columbia	5,111	4,410	4,922	5,616	5,138	27	1%
Fairfax County	1,222	1,191	1,310	1,278	1,322	100	8%
Loudoun County	80	99	220	303	252	172	215%
Montgomery County	577	581	894	1,144	1,510	933	162%
Prince George's County	537	571	659	658	608	71	13%
Prince William County	282	241	326	345	392	110	39%
TOTAL	8,086	7,395	8,696	9,774	9,659	1,573	19%

Source: COG * Totals for 2021-2023 have been revised to reflect the regional number without the City and County of Frederick.

Increase in Families and Single Adults Experiencing Homelessness

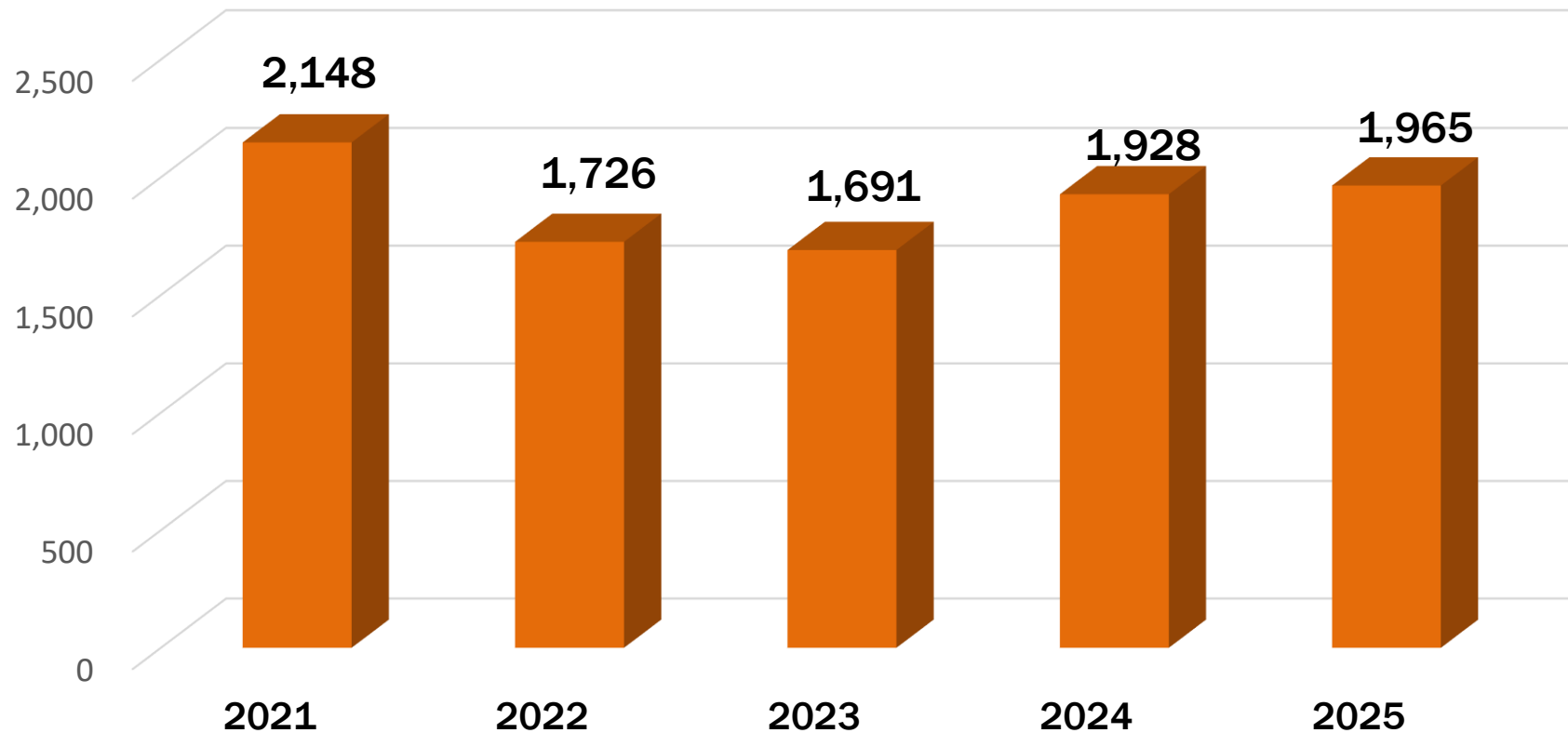
Household Composition					
		Total Persons in Households without Children	Total Persons in Households with Adults and Children	Total Persons in Households with ONLY Minor Children* (Unaccompanied Minors)	Regional Total
COG REGION**	2025	6,132	3,517	10	9,659
	2024	6,259	3,499	16	9,774
	2023	5,755	2,917	24	8,696
	2022	5,120	2,265	10	7,395
	2021	5,752	2,318	16	8,086
2021 - 2025 Percent Change		7%	52%	-6	19%

**Unaccompanied youth are shown as a total number, not percentage, due to the small numbers of persons counted. Note: Children represent 60 % of all people in homeless families.*

Increasing Chronic Homelessness

Single Adults Experiencing Chronic Homelessness

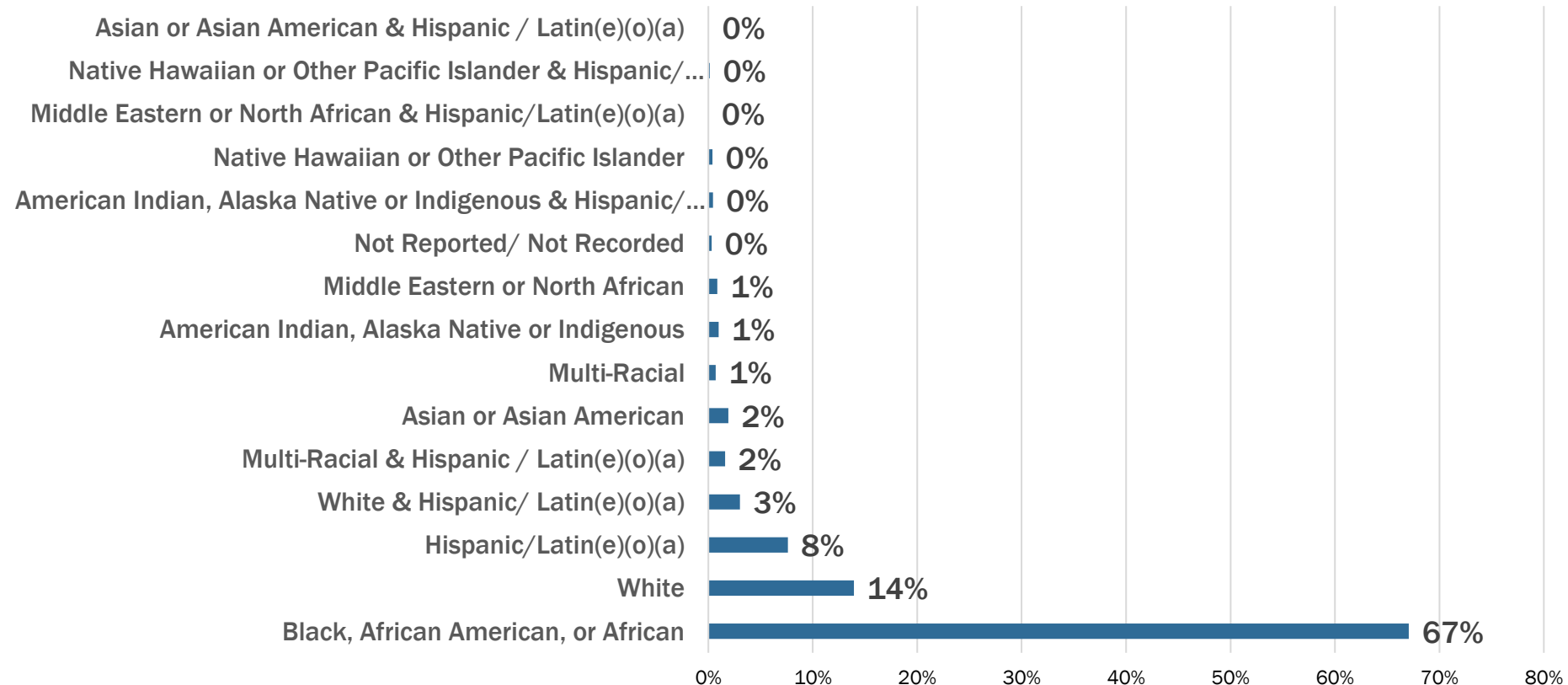
Source: COG 2025



Racial Disparities in Who Experiences Homelessness

Regional Homeless Single Adults Demographic Profile (Race and Ethnicity)

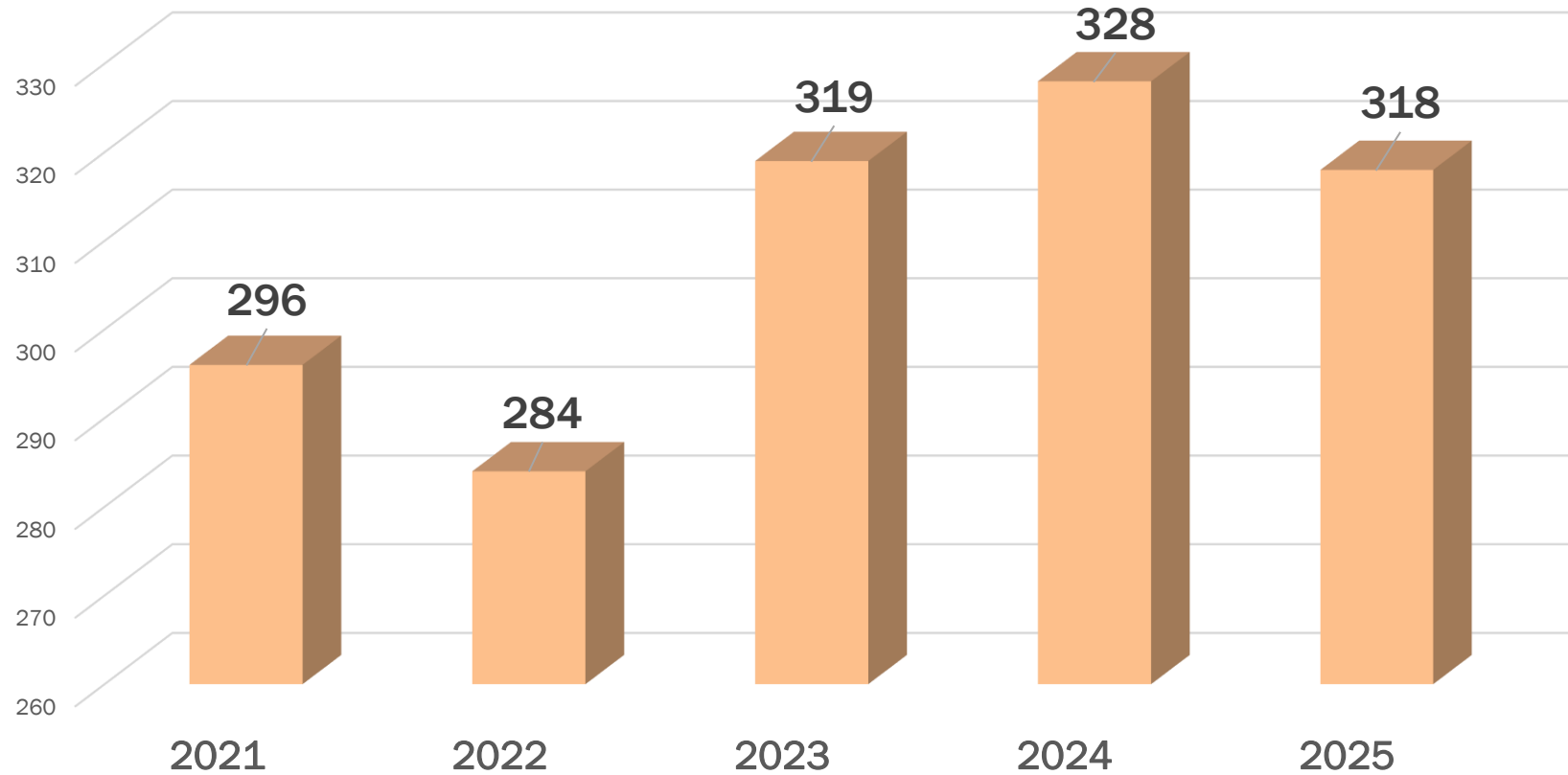
Source: COG 2025



Veteran Homelessness

Regional Total Number of Homeless Veterans

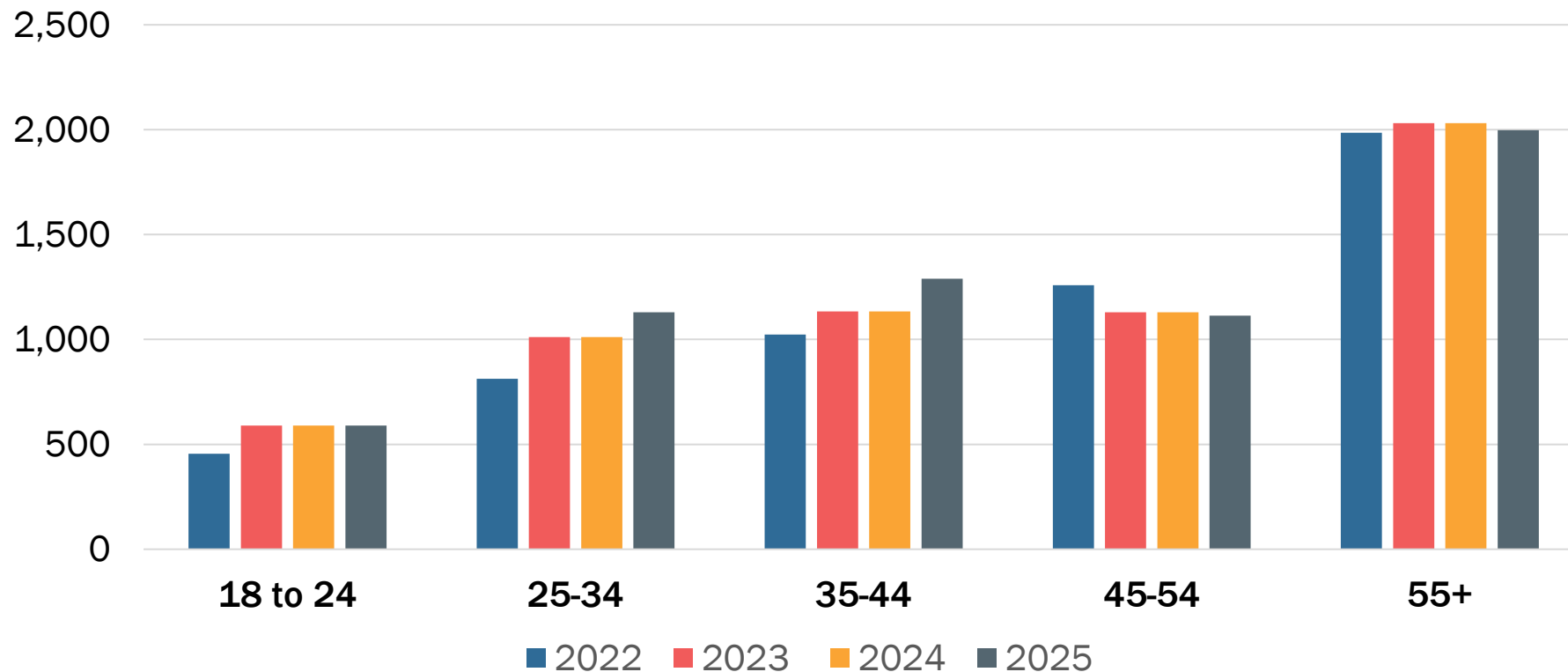
Source: COG 2025



More Seniors Are Experiencing Homelessness

Age Distribution of Single Adults Experiencing Homelessness

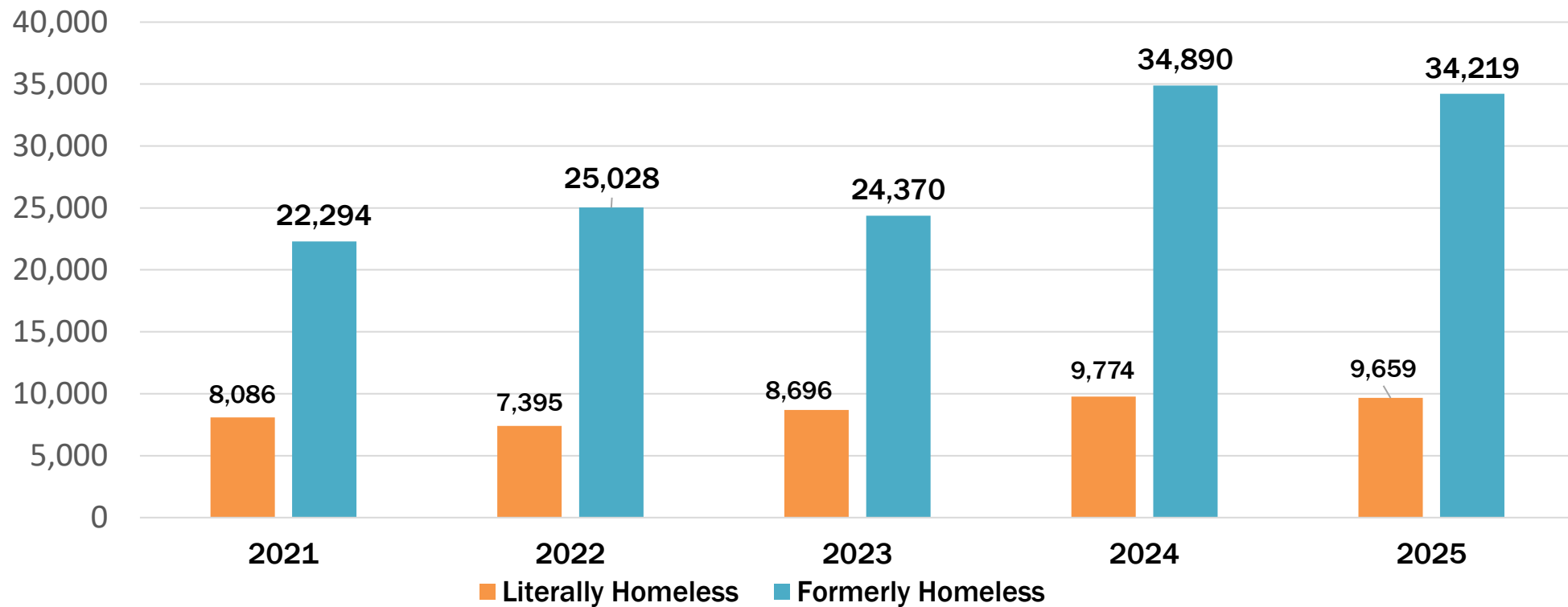
Source: COG 2025



Formerly Homeless: Regional Progress

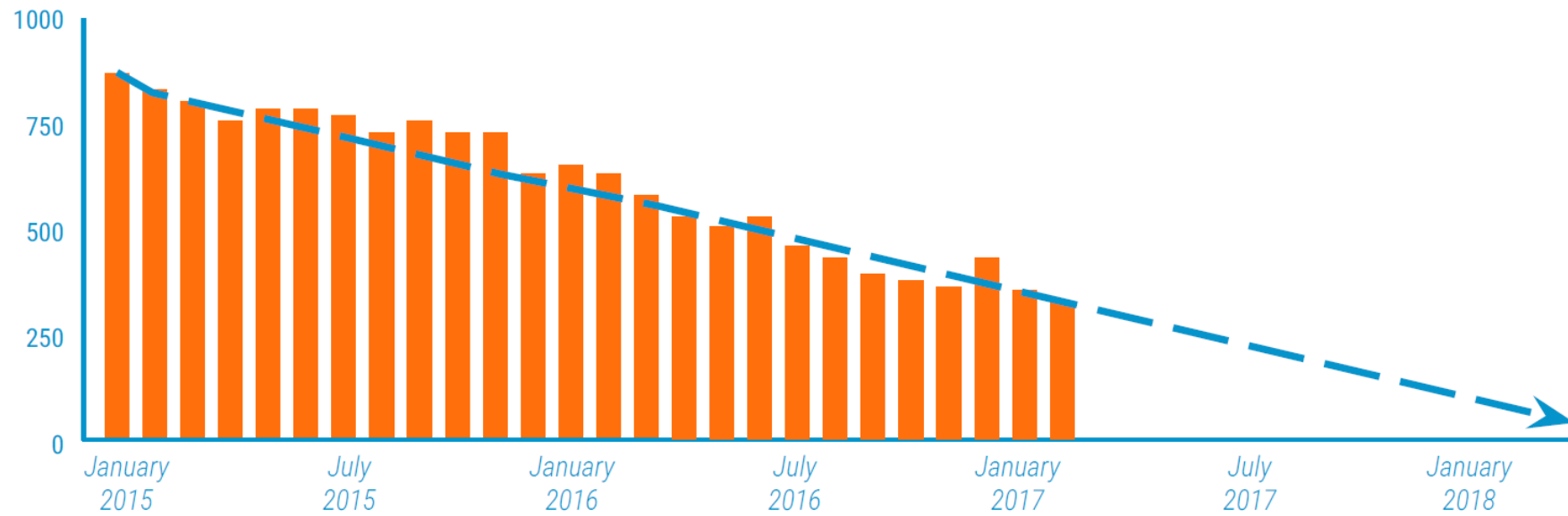
Region's Literally and Formerly Homeless in Permanent Supportive Housing, Rapid Re-Housing, and Other Permanent Housing

Source: COG 2025



Beyond Point-in-Time: Community Solutions & Built for Zero

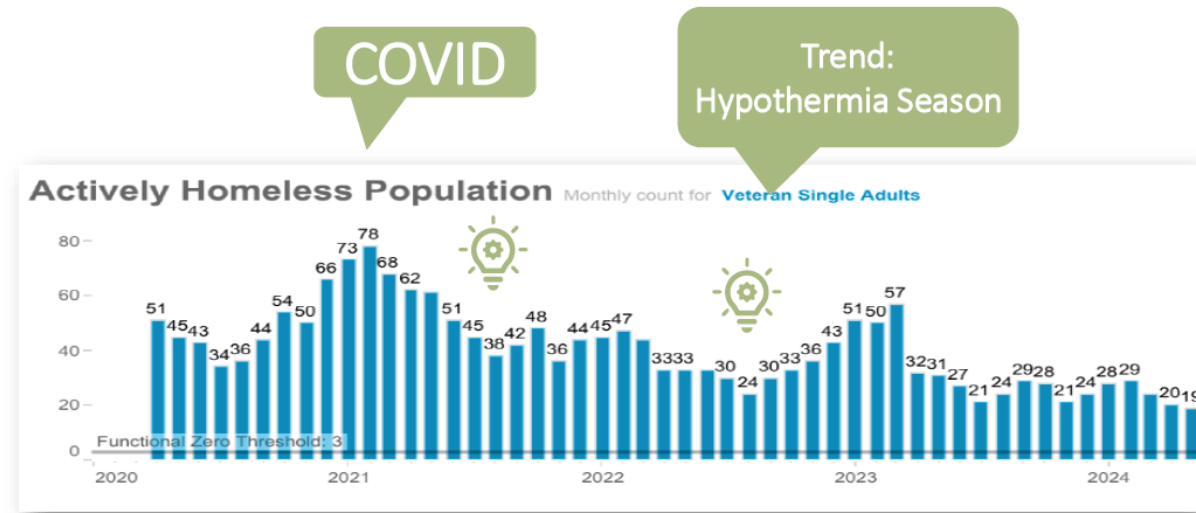
Built for Zero is a methodology and framework that supports coordinated, data-driven decision-making and fosters ongoing system improvement across homelessness response efforts.



Looking Ahead: Built for Zero

Data, Data, Data!

- New jurisdictions work to achieve *Quality By-Name Data*
- New jurisdictions upload data monthly to Community Solutions' regional tracker
- September: Review progress from first 6 months and draft new 6-month action plan



Credit: Fairfax County Built for Zero Presentation to the COG Homeless Services Committee

Looking Ahead: Data Sharing

EXPAND

- Regional data sharing

ADVANCE

- Secure, privacy-centered data integration to guide regional strategies

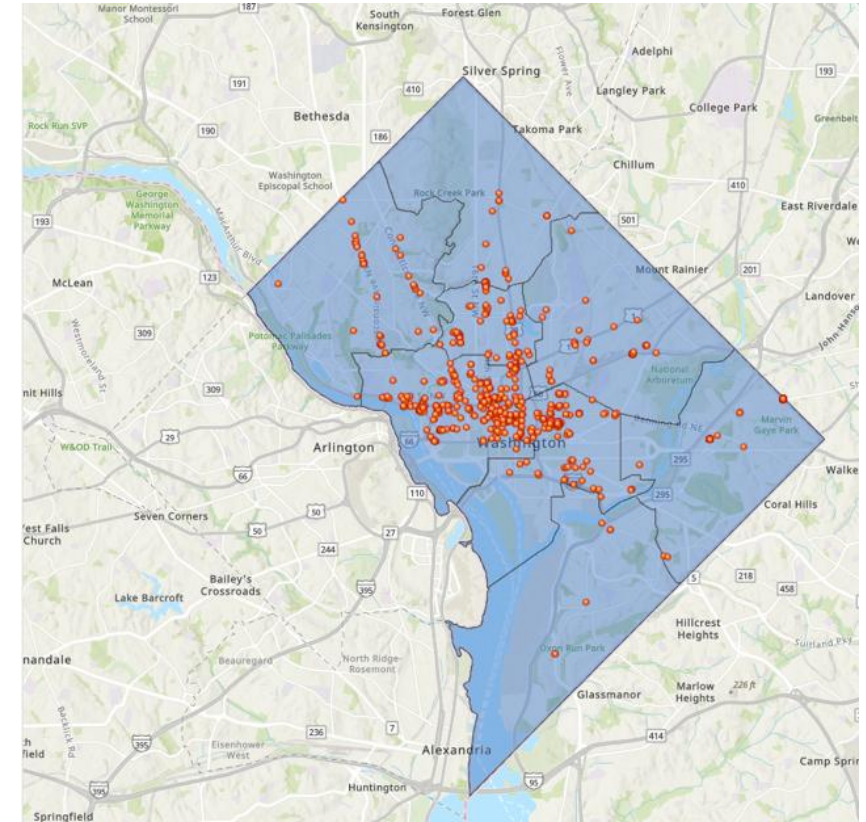
STRENGTHEN

- Cross-system collaboration to connect homelessness data with broader health, behavioral health, and social services systems to address the root causes of homelessness



Regional Collaboration, Local Action: District of Columbia

- **1,000+ families** exited through a coordinated voucher initiative between DHS and the Housing Authority.
- **Real-time tools** like Project Reconnect and the Front Door Navigation Tool connected 151 households to diversion services.
- **Peer leadership pipeline** launched through the Peer Case Management Institute—35 trained, 20 now employed in the system.



Regional Collaboration, Local Action: Montgomery County

- **Expanded diversion** to single adults through centralized intake—diverting over 2,000 households from entering the system.
- **Strategic planning** in 2025 with six core strategies, including regional coordination.
- **Flexible housing programs** helped move 110+ families into permanent housing this year.



Unique Challenges Ahead & Key Takeaways

Challenges

- **Federal changes may slow progress:** Shifts away from Housing First and restrictive grant terms could undercut local momentum.
- **Encampment actions ripple regionally:** Clearances in one area can displace people and overwhelm neighboring systems.

The Way Forward

- **Align regionally, act collectively:** Built for Zero and other shared strategies help jurisdictions coordinate for greater impact.
- **Expand deeply affordable housing:** Long-term housing with supportive services is key to reducing and ending homelessness across the region.



Metropolitan Washington
Council of Governments

Stefan Caine, Committee Chair, CoC Lead, Alexandria Dept. of Community & Human Services
(703) 746-5973, Stefan.caine@alexandria.gov

Christine Hong, Chief, Services to End & Prevent Homelessness, Montgomery County
(240) 777-1179, Christine.Hong@montgomerycountymd.gov

Elisabeth Young, Deputy Chief, The Community Partnership for the Prevention of Homelessness
(202) 543-5298, eyoung@community-partnership.org

Hilary Chapman, COG Housing Program Manager
(202) 962-3346, hchapman@mwkog.org

Sam Kenney, COG Regional Homeless Systems Coordinator
(202) 962-3312, skenney@mwkog.org

mwkog.org

777 North Capitol Street NE, Suite 300
Washington, DC 20002