



2023 HOMELESS ENUMERATION

Results for Metropolitan Washington

Hilary S. Chapman
Housing Program Manager

Cooperative Forecasting and Data Subcommittee
June 13, 2023



Metropolitan Washington
Council of Governments

Agenda Item #6

How Many People are Experiencing Homelessness in Our Region?

| People Experiencing Literal Homelessness by Jurisdiction, 2022 - 2023 | | | | |
|-----------------------------------------------------------------------|--------------|--------------|---------------------------------------|----------------------------|
| Jurisdiction | 2022 | 2023 | Change in Number of Persons 2022-2023 | Percent Change 2022 - 2023 |
| City of Alexandria, VA | 120 | 152 | 32 | 27% |
| Arlington County, VA | 182 | 213 | 31 | 17% |
| District of Columbia | 4,410 | 4,922 | 512 | 12% |
| Fairfax County, VA | 1,191 | 1,310 | 119 | 10% |
| Frederick County, MD | 210 | 248 | 38 | 18% |
| Loudoun County, VA | 99 | 220 | 121 | 122% |
| Montgomery County, MD | 581 | 894 | 313 | 54% |
| Prince George's County, MD | 571 | 659 | 88 | 15% |
| Prince William County, VA | 241 | 326 | 85 | 35% |
| TOTAL | 7,605 | 8,944 | 1,339 | 18% |

NOTE: The total above includes persons who were unsheltered on the night of the enumeration.

Decline in Families, But Increasing Single Adults Experiencing Homelessness

| Household Composition | | | | | | |
|----------------------------|------|----------------------------------------------|------------------------------------------------------|------------------------------------------------------------------------------|----------------|--|
| | | Total Persons in Households without Children | Total Persons in Households with Adults and Children | Total Persons in Households with ONLY Minor Children* (Unaccompanied Minors) | Regional Total | |
| COG REGION | 2023 | 5,901 | 3,018 | 25 | 8,944 | |
| | 2022 | 5,273 | 2,322 | 10 | 8,309 | |
| | 2021 | 5,917 | 2,376 | 16 | 8,309 | |
| | 2020 | 5,990 | 3,760 | 15 | 9,765 | |
| | 2019 | 5,735 | 4,044 | 15 | 9,794 | |
| 2019 - 2023 Percent Change | | 3% | -25% | 10 | -9% | |

- Children represent **61%** of all people in homeless families.

Declining Chronic Homelessness

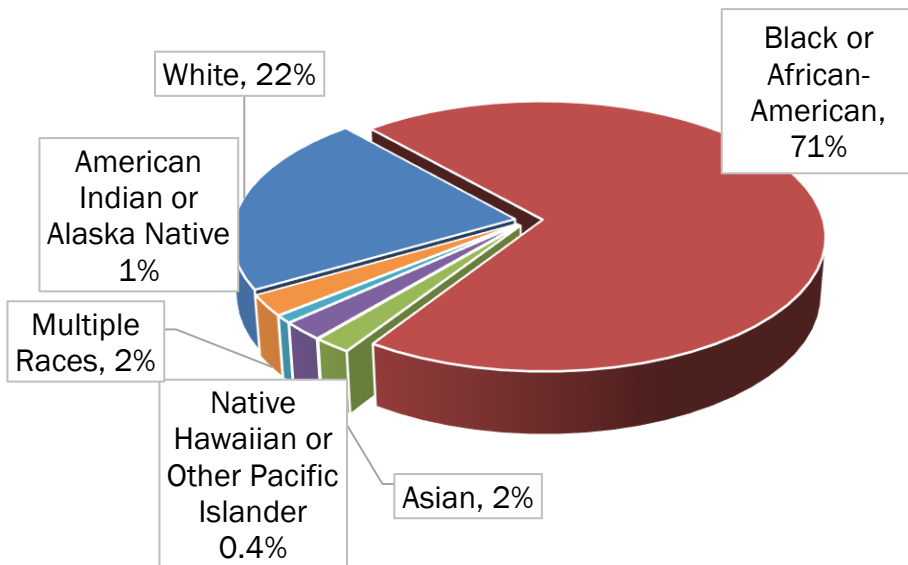
Chronically Homeless Single Adults By Jurisdiction, 2019 - 2023

| Jurisdiction | 2019 | 2020 | 2021 | 2022 | 2023 | Percent Change 2019 - 2023 |
|------------------------|--------------|--------------|--------------|--------------|--------------|-------------------------------|
| City of Alexandria | 38 | 15 | 21 | 18 | 5 | -87% |
| Arlington County | 74 | 20 | 34 | 39 | 18 | -76% |
| District of Columbia | 1,374 | 1,337 | 1,618 | 1,257 | 1,314 | -4% |
| Fairfax County | 213 | 174 | 318 | 273 | 248 | 16% |
| Frederick County | 37 | 183 | N/A | 53 | 47 | 27% |
| Loudoun County | 37 | 21 | 23 | 22 | 27 | -27% |
| Montgomery County | 11 | 10 | 51 | 40 | 22 | 100% |
| Prince George's County | 12 | 15 | 34 | 46 | 24 | 100% |
| Prince William County | 19 | 53 | 49 | 31 | 33 | 74% |
| All COG CoCs | 1,815 | 1,828 | 2,148 | 1,779 | 1,738 | -4% |

Racial Disparities in Who Experiences Homelessness in our Region

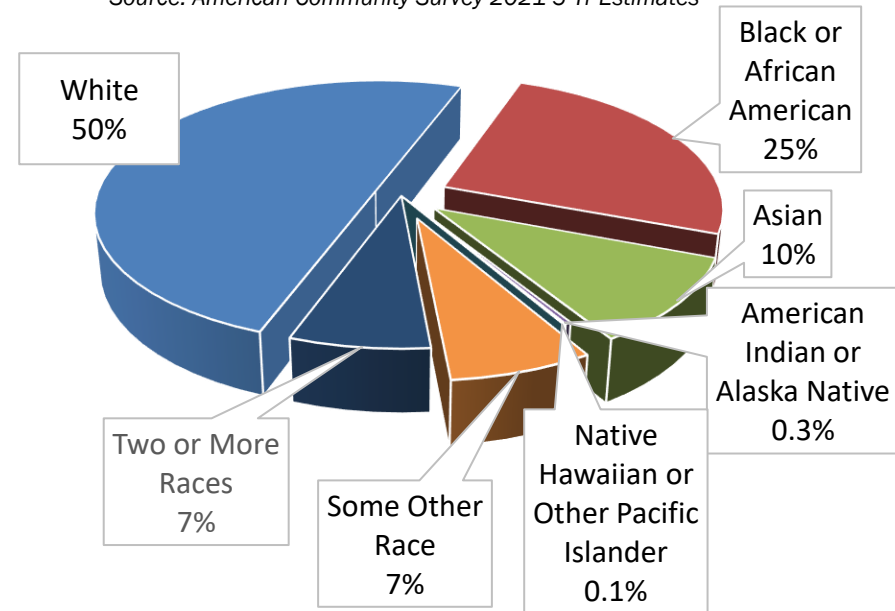
Regional Homeless Single Adults Demographic Profile (Race)

Source: COG 2023



Regional Total Population Demographic Profile (Race)

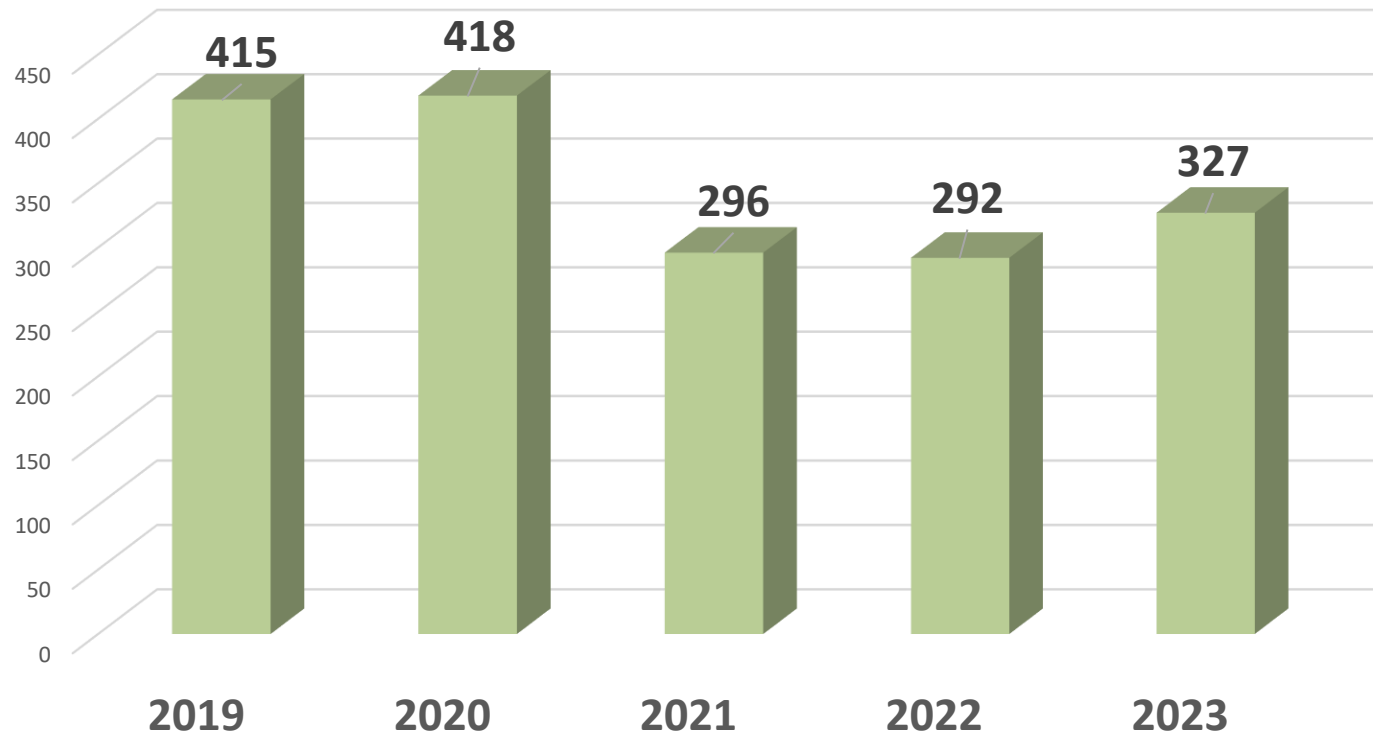
Source: American Community Survey 2021 5-Yr Estimates



Ending Veteran Homelessness

Regional Total Number of Homeless Veterans

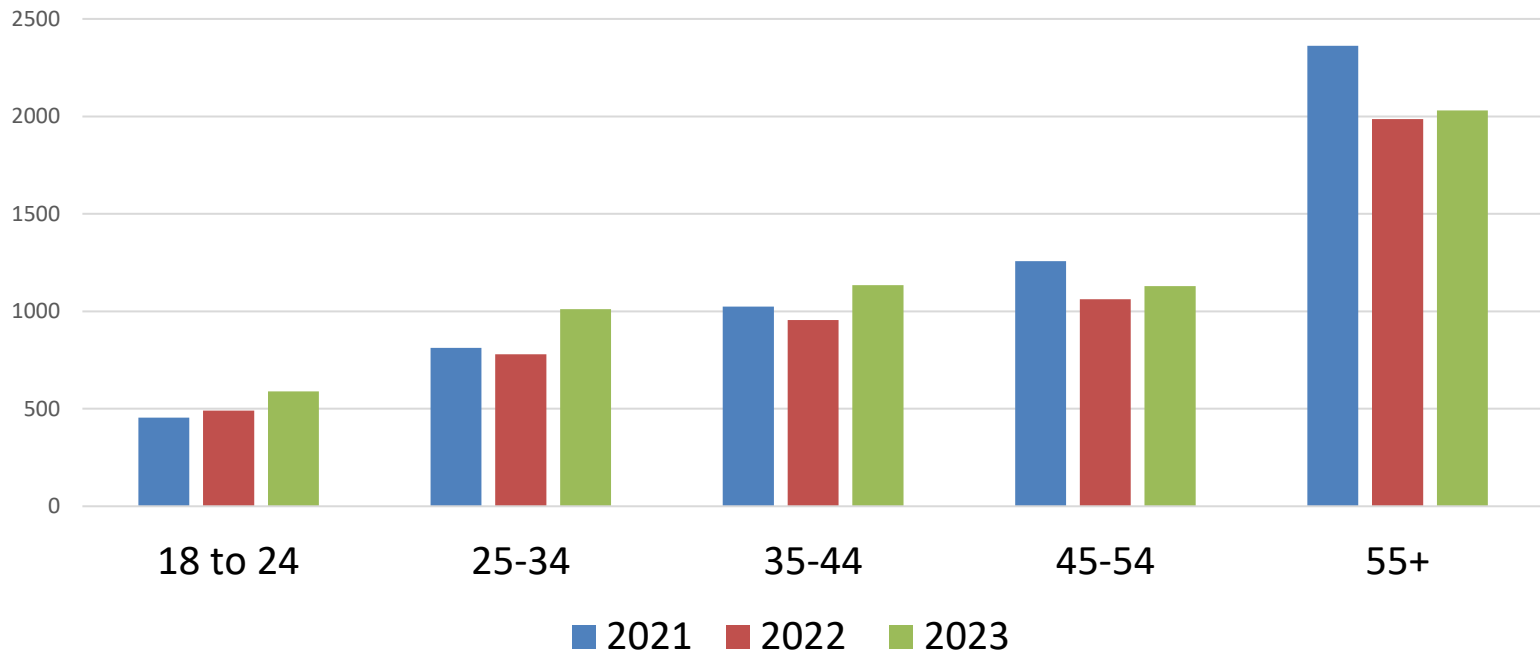
Source: COG



More Seniors Are Experiencing Homelessness

Age Distribution of Single Adults Experiencing Homelessness

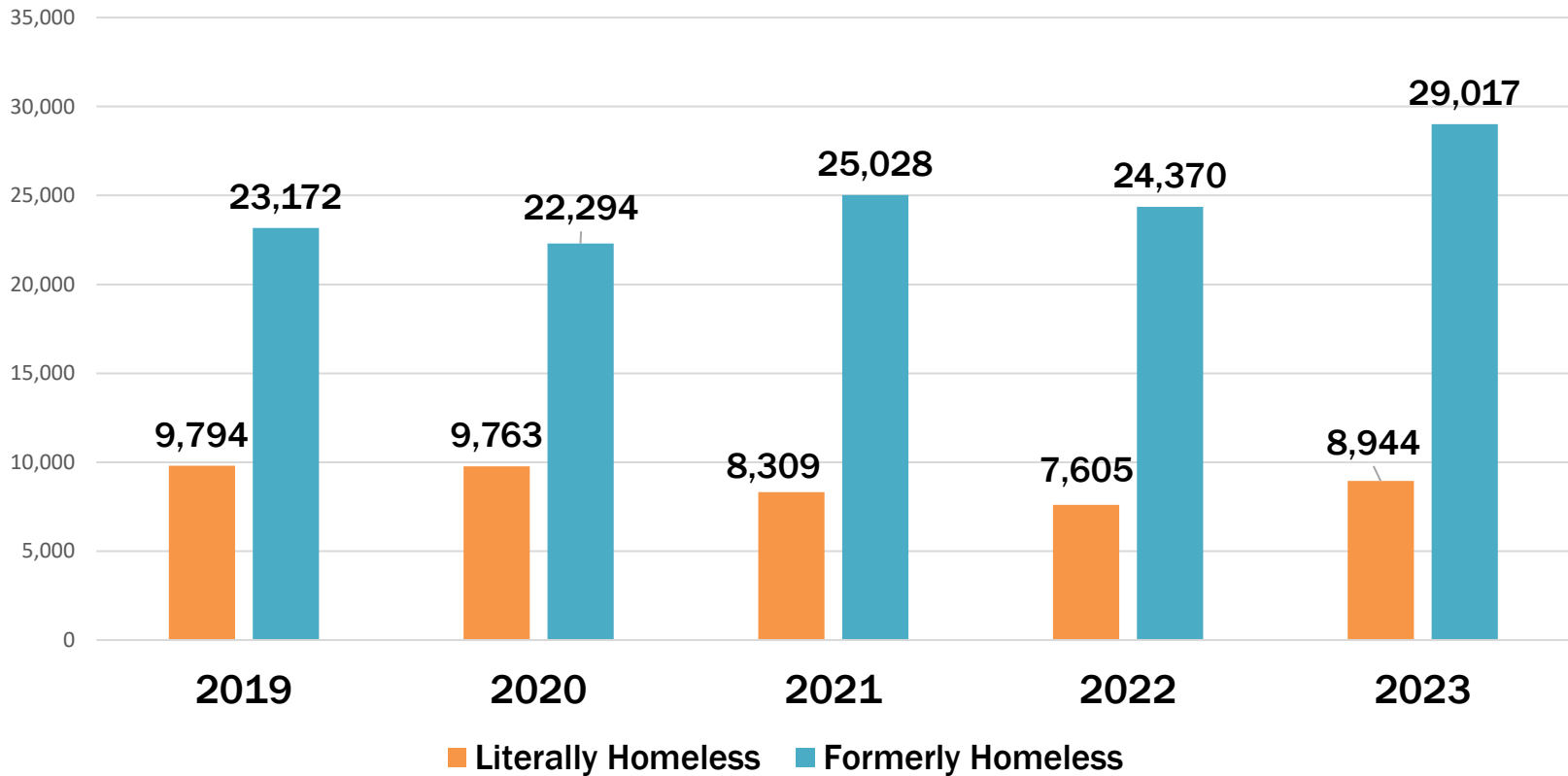
Source: COG



Formerly Homeless: Regional Progress

Region's Literally and Formerly Homeless in Permanent Supportive Housing, Rapid Re-Housing, and Other Permanent Housing

Source: COG



Hilary Chapman

COG Housing Program Manager

(202) 962-3346

hchapman@mwkog.org

mwkog.org

777 North Capitol Street NE, Suite 300

Washington, DC 20002



Metropolitan Washington
Council of Governments