



2024 STATE OF PUBLIC TRANSPORTATION REPORT UPDATE

Pierre Gaunard
TPB Transportation Planner

TPB Technical Committee
July 2, 2025



National Capital Region
Transportation Planning Board

Agenda Item # 5

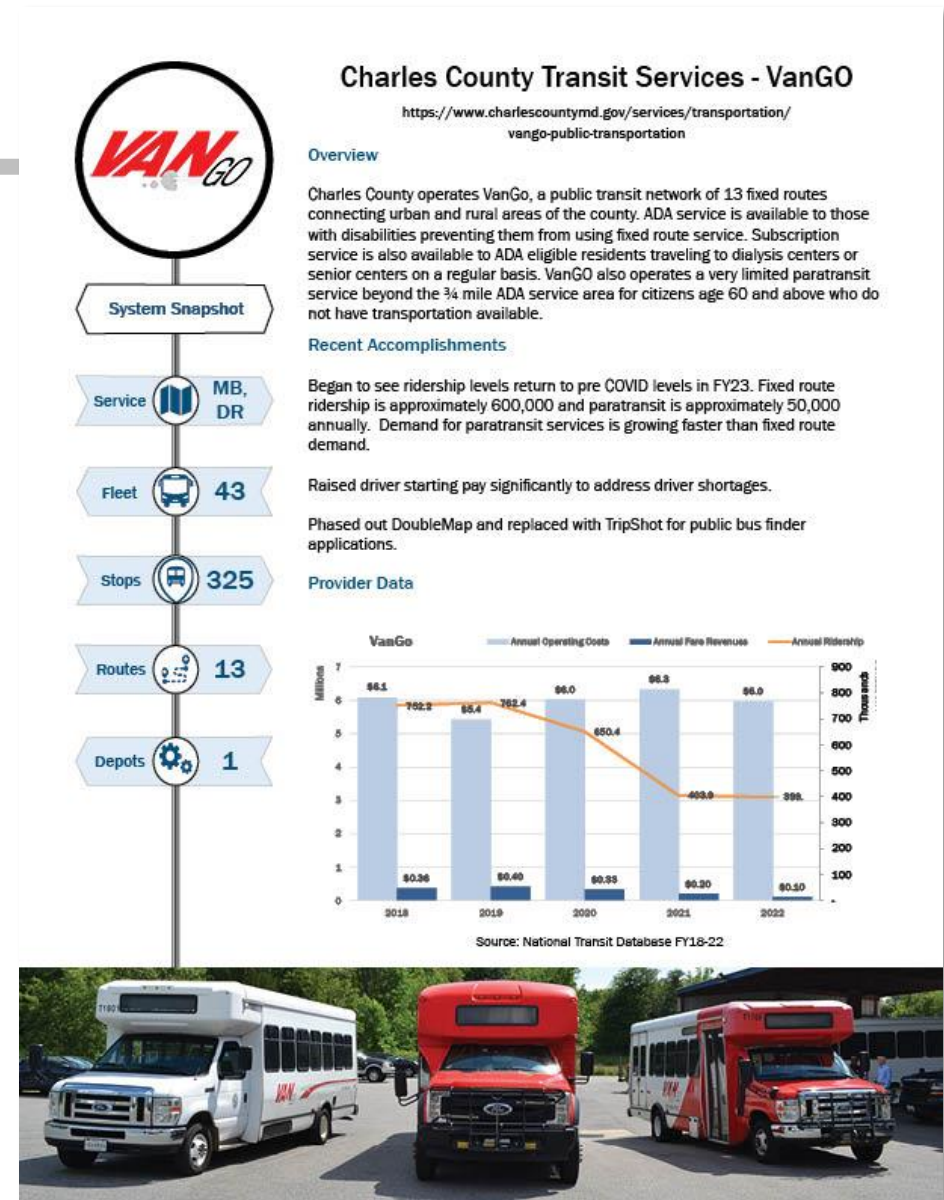
Agenda

- Purpose of the 2024 State of Public Transportation (SOPT) report
- Data and Information Collection Methods
- Report Format
- National Capital Region Summary Transit Statistics
- Transit Agency Activities from CY2024
- Next Steps




Purpose of the 2024 SOPT

- Snapshot of public transportation operations in the National Capital Region (NCR) during a given year
- Highlights agency accomplishments, challenges, planning, and other activities
- Provides readers a deeper understanding of the broad network of transit services available in the NCR
- Serves as a means of incorporating public transportation interests into the metropolitan planning process



Methodology

- Relies on transit ridership and financial data taken from the 2023 records of the National Transit Database, published in October 2024
- Other data and content comes from:
 - Agency Questionnaires
 - Budget and Annual reports
 - TPB RPTS presentations
 - Open-source research
 - DMVMoves data and more...



Prince George's County to Spearhead Environmental Justice Initiative with Launch of B100 Transit Pilot

Prince George's County Maryland sent this bulletin at 04/15/2024

MEDIA RELEASE

For immediate release:
April 15, 2024

TAM Plans

Every agency must develop a transit asset management (TAM) plan if it owns, operates, or manages capital assets used to provide public transportation and receives federal financial assistance under 49 U.S.C. Chapter 53 as a recipient or subrecipient. Each transit provider must designate an Accountable Executive (49 CFR 625.5) to ensure appropriate resources for implementing the agency's TAM plan and the Transit Agency Safety Plan.



Report Format

Part I: Summary

- General summary of the state of public transportation operations of the various jurisdictions and transit agencies operating in the National Capital Region (NCR) in 2024

Part II: Transit Agency Profiles

- Profile sheets provide overview of ridership, operational expenses, revenue sources, recent accomplishments and system characteristics, focusing on agencies offering fixed-route services

Part III: Other Public Transit Services

- Overview of additional transit services such as microtransit, paratransit, and commuter services and their recent accomplishments

Part IV: Regional Public Transportation Organizations

- Information on other public/non-profit organizations in the NCR that provide research, project development, funding or have other involvement in public transportation

Part V: Public Transportation Activities in 2024

- Major studies planned, in progress or completed and significant operational achievements and challenges occurring during 2024, organized by service provider

Part VI: Transportation Planning Board Activities

- Overview of how the TPB assists with regional public transportation including RPTS, PBPP and Visualize 2050



Preview: Part I – Summary



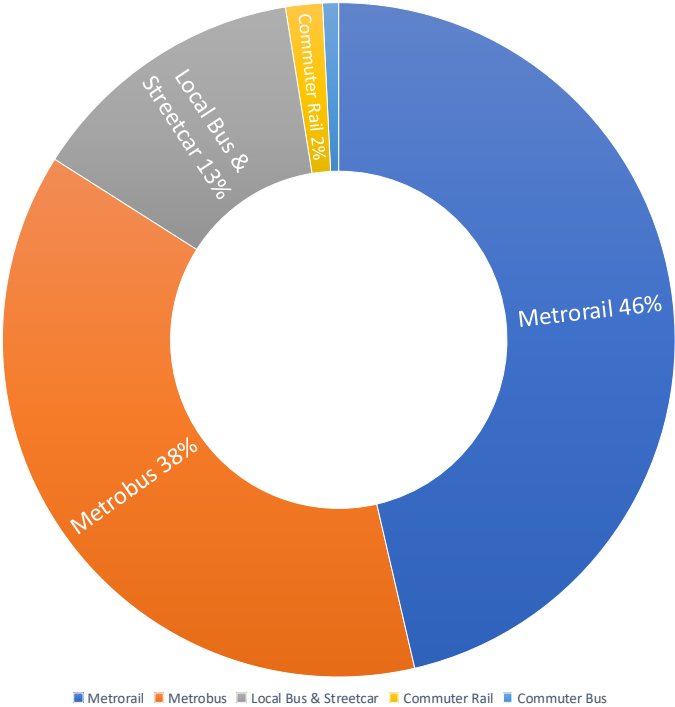
- 14 local and regional bus transit operators through Dec. 2024 (incl. RTA of Central MD and Virginia Regional Transit)
- 4 Microtransit Services (3 as of August 2024)
- 3 Commuter Bus Operators
- 2 Commuter Rail Operators
- 1 Streetcar System
- 1 Heavy Rail System
- Multiple Paratransit Services
- Bus transit continues to be the primary means of public transportation but at a smaller margin than recent years



2023 NTD Ridership Data for the NCR

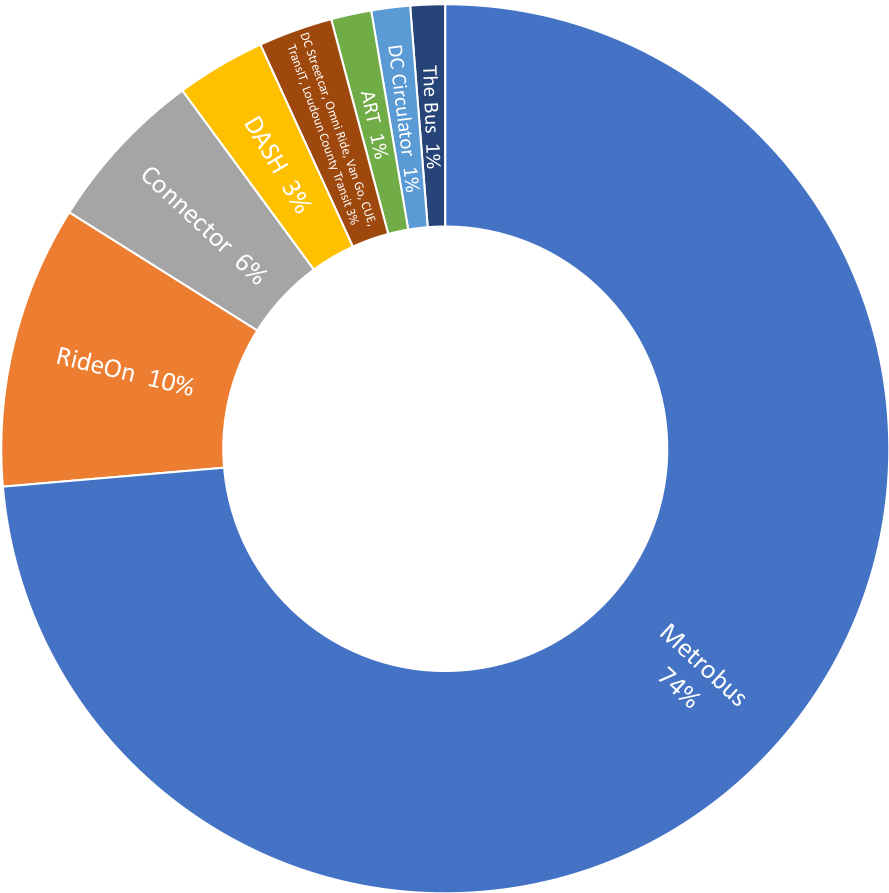
Over 273 MILLION TOTAL TRANSIT TRIPS
in 2023, appx. 144% more vs. 2021

Share of Total Trips By Mode



51% of trips in the region occurred by **LOCAL BUS or STREETCAR.**

Bus/Streetcar Operator Share of Total Trips



Total Unlinked Passenger Trips in the NCR (Across Modes)



2024 Bus Service Assets in the NCR – (Appx.) Draft

Regional Bus Fleet Totals (Local Fixed-Route & Commuter)



3,067


*Non-
WMATA*

1,639

Regional Bus Stop and Route Totals (WMATA-only)



9,374



179

Maryland Local Operator Totals

Routes



Stops



Virginia Local Operator Totals

Routes




Stops



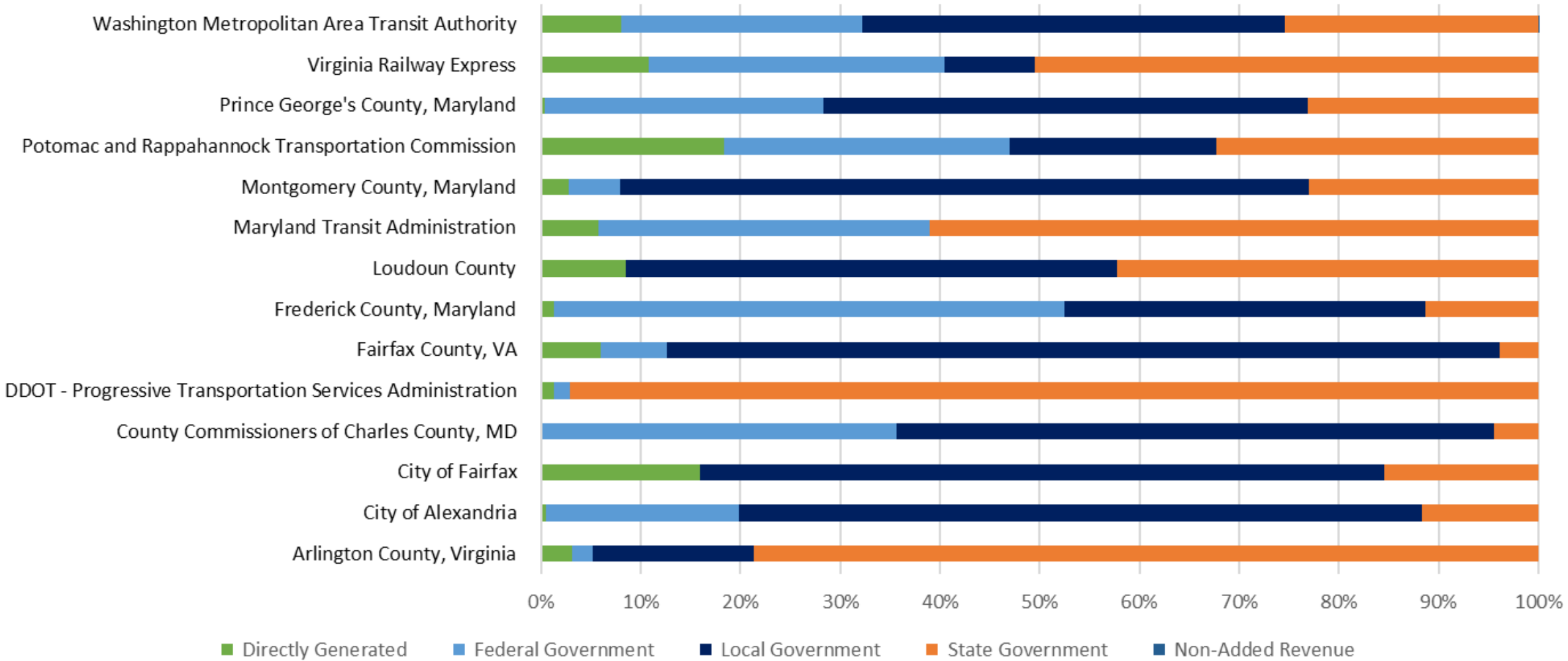
Preview: Part II – Agency Profile Sheets

2024 Activities and Accomplishments

- **ART:** Opened its new OMF designed for a battery electric fleet transition and LEED Platinum.
- **DC Circulator:** Ceased operations in December 2024 after 19 years.
- **CUE:** began development of its new six-year Transit Development Plan.
- **Loudoun:** Board approved fare-free local bus service beginning in 2025.
- **Ride On:** Published its zero-emission fleet transition plan in April 2024.
- **VRE:** Continued work on System Plan 2050 with finalization expected in 2025



Summary of Agency Revenue Sources - FY2023



Preview: Part III – Other Public Transit

Demand Response Services

- Microtransit
 - **DC Neighborhood Connect** ends service in July 2024 after financial challenges post-fare introduction
 - **Ride On Flex** completed a post-pandemic analysis of its service with an eye toward future expansion
 - **Prince George's County** exploring expanded service areas for Link
- Paratransit
 - **Fastran** moves to the Fairfax County DOT from the Dept. of Neighborhood and Community Services



Preview: Part IV – Regional Organizations



- NVTA
 - NVTA wrapped up Phase 1: Data Gathering and largely completed Phase 2: Analysis of its Draft BRT Action Plan in 2024 (previously known as the Preliminary Deployment Plan for a Regional BRT system in Northern Virginia)
- NVTC
 - NVTC celebrated its 60th anniversary and debuted the “Advancing Transit in Northern Virginia” documentary showcasing its history and efforts to develop WMATA, VRE, the Commuter Choice program, and more.



Preview: Part V – Significant Transit Activities



- **DASH:** Published its first Transit Strategic Plan, with board approval in May 2024.
- **Frederick:** Ridership surpassed pre-pandemic levels, leading to more service on four midday routes and Saturday North Frederick Shuttle.
- **MTA Commuter Bus:** Reduced frequencies across all routes to address financial challenges.
- **VRE:** VPRA bought the Manassas Line ROW from Norfolk Southern, creating opportunities for VRE.
- **WMATA:** Launched DMVMoves in partnership with COG to work on finding a dedicated, sustainable funding source and improve the regional transit experience.



Preview: Part VI – TPB Activities




Table 1: Regional Transit Safety Targets – 2024

		Heavy Rail (HR)	Streetcar Rail (SR)	Urban Bus (MB)	Commuter Bus (CB)	Demand Response (DR)	Vanpools (VP)
Fatalities	Number	0	0	0	0	0	n/a
	Rate	0	0	0	0	0	n/a
	Transit Worker Rate	0	0	0	0	0	n/a
Injuries	Number	256	6	403	6	42	n/a
	Rate	24.20	6.69	0.69	0.07	0.21	n/a
	Transit Worker Rate	9.50	n/a	0.19	0.10	0.07	n/a
Safety Events	Number	127	6	357	3	54	n/a
	Rate	12.80	6.69	0.61	0.04	0.27	n/a
Assaults on Transit	Number	586	n/a	207	0	9	n/a
	Rate	59.1	n/a	0.37	0.00	0.04	n/a
	Rate	2	n/a	1.43	2	0.25	n/a
Collisions	Pedestrian Collision Rate	0	n/a	0.05	0.00	0.00	n/a
	Vehicular Collision Rate	2	n/a	1.12	2	0.25	n/a
Reliability	MDBF	29,000	1,000	8,964	25,000	24,913	n/a

Rate = Per 100,000 Vehicle Revenue Miles, except HR (per 10M VRM) MDBF = Mean Distance Between Failures

Adopted by the Transportation Planning Board at its regular meeting on December 18, 2024.

- Continued development of Visualize 2050 long range plan content and analysis as well as new TIP
- Wrapped up an expanded Intercity Travel Study
- Approved 2024 Transit Safety Targets in December, including for seven new performance measures
- Began data collection for FY25 Transit Asset Management Targets
- Regional Public Transportation Subcommittee (eight meetings in 2024)



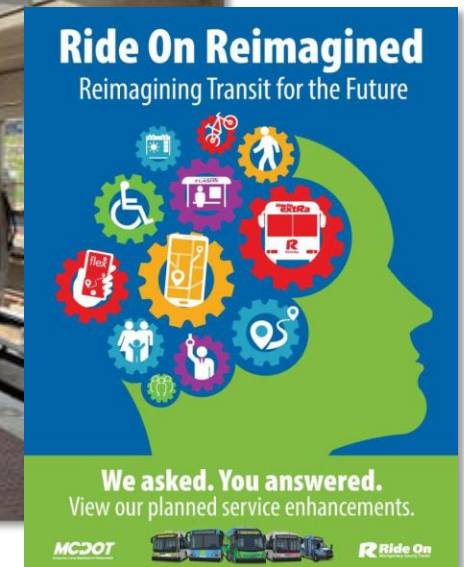
Coming Up: 2024 and 2025 SOPT Reports

SOPT 2024 ed.

- Presentation to TPB Tech on July 2, 2025
- Draft distributed for feedback in August with publication in late August or early September

SOPT 2025 ed.

- Next edition may incorporate a whole section or new content related to ongoing monitoring of DMV Moves implementation
- More region-wide and agency specific performance metrics will be incorporated into agency profiles and regional summary



Pierre Gaunard

TPB Transportation Planner
pgaunard@mwkog.org

mwkog.org/TPB

Metropolitan Washington Council of Governments
777 North Capitol Street NE, Suite 300
Washington, DC 20002



National Capital Region
Transportation Planning Board