

COMMUTER CONNECTIONS

FY 2027 Work Program (CCWP)

Dan Sheehan
TPB Transportation Operations Programs Director

National Capital Region Transportation Planning Board

February 18, 2026

Program Background

Mission: Encourage commuters in the metropolitan Washington region to try and adopt the use of alternatives to the single-occupant automobile.

Structure: A network of nearly 30 transportation organizations - including COG, local governments, state DOTs (i.e., program funders), and federal agencies – working to achieve the mission.

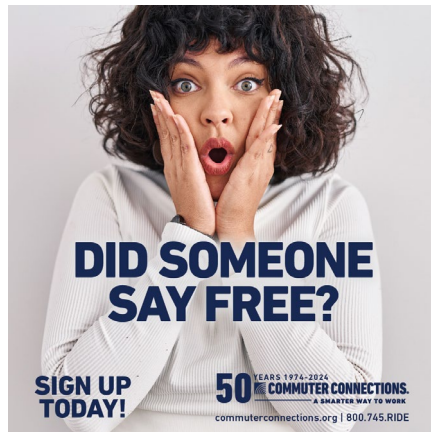
Strategy: Transportation Demand Management (TDM) implementation through various programs and services.

- Consistent with Congestion Management Process (CMP) federal requirements and TPB's Visualize 2050 long-range transportation planning goals.

Core Commuter Programs



Free **ridematching** program uses proprietary software to pair individuals who have similar commutes for potential carpool and vanpool opportunities.



Guaranteed Ride Home program provides commuters who carpool, vanpool, take transit, bike, or walk to work with a free ride home in the event of emergency, personal illness, or unscheduled overtime.

Regional Events Promoting Sustainable Commutes



Bike to Work Day promotes bicycling to work as a healthy, fun, and cost-effective commute mode. Over 100 pit stops across 23 COG jurisdictions host 12,700 riders.

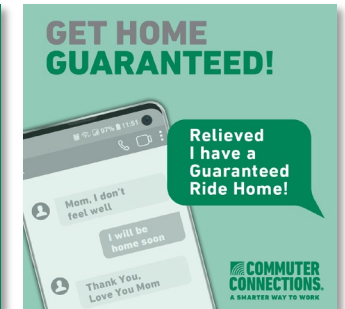


The **goDMV Commuter Competition** is a friendly competition among DMV employers that encourages behavior change through competition and gamification.

Regional TDM Marketing and Employer Outreach

Programs and events are promoted through a comprehensive mix of **regional marketing** channels to introduce the benefits and adoption of transportation alternatives.

Through the **Employer Outreach** program, local TDM business experts work with employers to help establish commuter benefits and commute assistance programs at the workplace.



Daily Program Impacts and Effectiveness

Measure	Reductions
Vehicle Trips	119,500
Vehicle Miles of Travel	2,168,000
Nitrogen Oxides (NOx)	0.4 Tons
Volatile Organic Compounds (VOC)	0.3 Tons

Measure	Cost
Cost per Vehicle Trip Reduced	\$0.19
Cost per Vehicle Mile of Travel Reduced	\$0.01
Cost per ton of NOx Reduced	\$49,000
Cost per ton of VOC Reduced	\$59,700

Daily Societal Benefit Cost Savings

Societal Benefit	Benefit Unit	Benefit Base Units	Cost per Unit of Benefit	Total Daily Cost Savings
Air pollution				
- NOx	Tons NOx removed	0.457 T	\$1,612	\$737
- VOC	Tons VOC removed	0.375 T	\$133	\$50
Greenhouse gases	Tons CO2 removed	836.0 T	\$36	\$30,096
Noise pollution	Total VMT reduced	2,168,829 VMT	\$0.0223	\$48,365
Congestion	Hours of delay reduced	2,883 hours	\$30.43	\$87,730
Excess fuel used	Gallons of fuel saved	93,484 gal	\$3.40	\$317,846
Health/safety	Crashes avoided/1 M VMT	2.193 crashes	\$15,952	\$34,983
All benefits				\$519,807

Post-Pandemic Surge in Program Growth

Fiscal Year	Matchlists Generated	GRH Trips	Incentive Redemptions	Website Sessions
2019	29,283	2,420	n/a	126,873
2020	19,640	1,777	1,501	101,243
2021	5,208	153	221	51,648
2022	11,300	344	230	83,501
2023	14,838	643	565	101,018
2024	13,109	739	625	138,832
2025	26,837	954	1,057	305,956
% of Pre-Pandemic Capacity	92%	39%	70%	241%
Year-Over-Year % Change	+104%	+29%	+69%	+120%

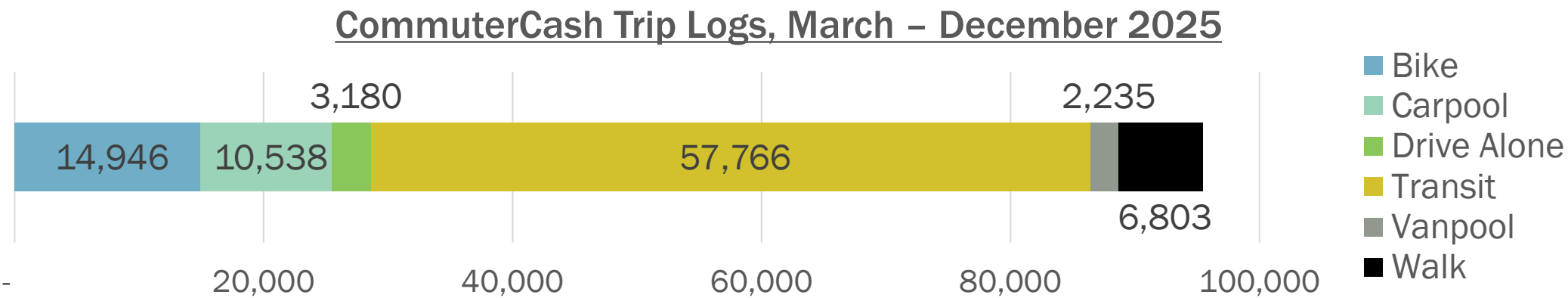
FY2027 Focus Area: CommuterCash

CommuterCash trip logs (95,468) nearly triple incenTrip (34,057) year-over-year

Planned FY2027 Investments:

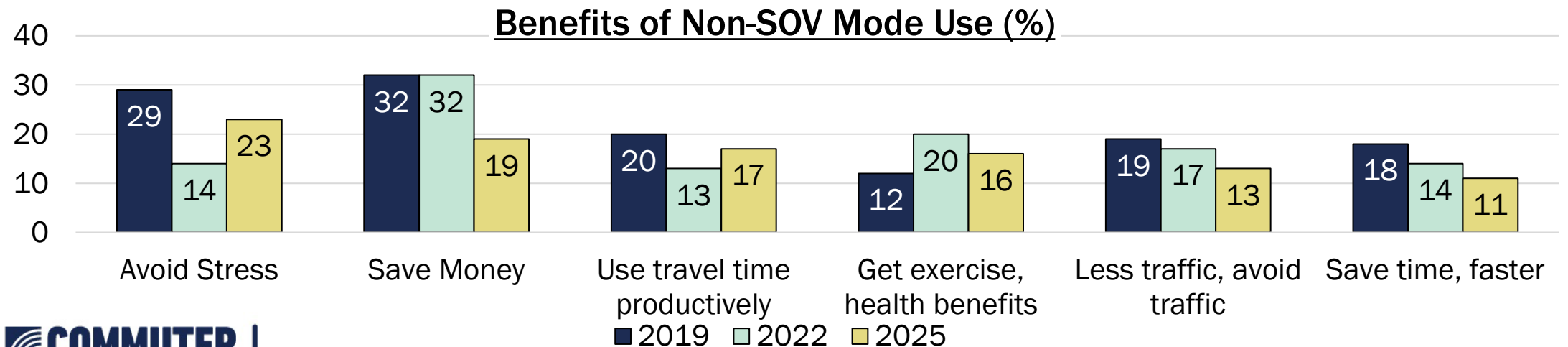
- 3rd Annual goDMV Commuter Competition
- Carpool Bonus trip verification
- Mini-competitions / sustained engagement campaigns

Measure	Reductions
Vehicle Miles Reduced	863,592
Greenhouse Gas (CO2) Reduced	345 Tons
Commuter Cost Savings	\$552,699



FY2027 Focus Area: Marketing & Outreach

- Regional TDM Marketing
 - Adapt messaging to align with emerging commuter priorities
 - Experiment with new methods to evaluate our campaigns' effectiveness
- Employer Outreach
 - B2B Commuter Connections Marketing
 - Launch new Client Relationship Management Database



Other FY2027 Focus Areas

- Commuter Program Operations
 - Double the capacity of 'Pool Rewards Vanpool Program
 - Implement findings from GRH Peer Program Study
- Monitoring and Evaluation
 - Retention Rate Study
 - Triennial Comprehensive Program Analysis ("TDM Analysis")

Proposed FY2027 CCWP Budget Allocations

Funds Source	Commuter Program Operations	Marketing	Monitoring & Evaluation	Employer Outreach*	TOTALS
District of Columbia (DDOT)	\$291,098	\$335,384	\$55,565	\$124,075	\$806,123
State of Maryland (MDOT)	\$1,976,077	\$1,384,926	\$207,192	\$1,190,098	\$4,758,293
State of Maryland (MTA)	\$55,000	-	-	-	\$55,000
Commonwealth of Virginia (VDOT)	\$852,445	\$1,256,269	\$208,134	\$448,698	\$2,765,547
TOTAL	\$3,174,621	\$2,976,579	\$470,891	\$1,762,871	\$8,384,962

*Additional allocations for local jurisdictions / contractors, subject to funding availability, from state funders.

NOTE: Commuter Connections has a projected revenue stream of \$8,100 for Commuter Connections TDM System Access Fees.

- Total funding request is **1.2% decrease** from FY2026
- 37% of Regional TDM Marketing funding reallocated to Employer Outreach and Operations

Approval Timeline + Next Steps

- State TDM Workgroup reviewed the document and provided comments/edits and approved the draft FY2027 CCWP on January 14, 2026.
- The Commuter Connections Subcommittee endorsed the FY2027 CCWP for release on January 21, 2026.
- TPB Tech Committee was briefed on February 6, 2026 and will be briefed again on March 6, 2026.
- **TPB** is receiving the draft FY2027 CCWP **today** and will be asked to approve the work program on **March 18, 2026**.
- Secure funding commitments and TIP amendments by June.
- Program begins July 1, 2026.

Dan Sheehan

TPB Transportation Operations Programs Director
(202) 962-3287
dsheehan@mwkog.org

commuterconnections.org

Metropolitan Washington Council of Governments
777 North Capitol Street NE, Suite 300
Washington, DC 20002

Appendix

Role in the Regional Planning Process

- TDM is an important element of the TPB's federally required congestion management process.
 - Commuter Connections is the regional TDM program serving the TPB's planning area and beyond (larger region).
- TDM and reducing single occupant vehicle trips are important elements of the TPB's transportation planning priorities.
- Commuter Connections contributes to regional air quality goals by reducing vehicular emissions associated with commute trips.
 - Is part of the region's performance-based Long-Range Transportation Plan (Visualize 2050) and Transportation Improvement Program (TIP).
- Commuter Connections contributes to various performance targets adopted by the TPB as part of its performance-based planning and programming (PBPP).

Commuter Resources



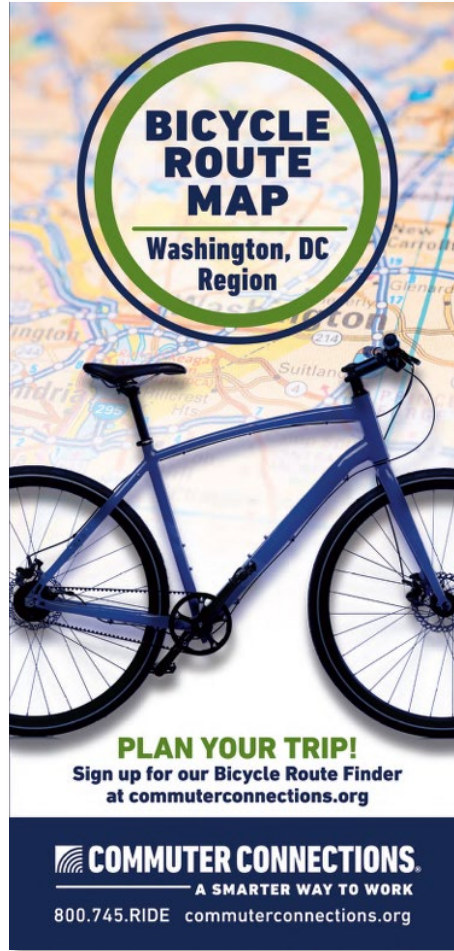
PARK & RIDE LOT MAP
Commuter Resource Guide

Washington and Baltimore Metropolitan Regions

- Park & Ride Locations
- Transit Services
- Bicycle Racks/Lockers
- Free vs. Paid Parking
- HOV/Express Lanes Access
- Highways/Major Roads

Metropolitan Washington Council of Governments | VDOT | MDT
d. | metro | VRE | MARC

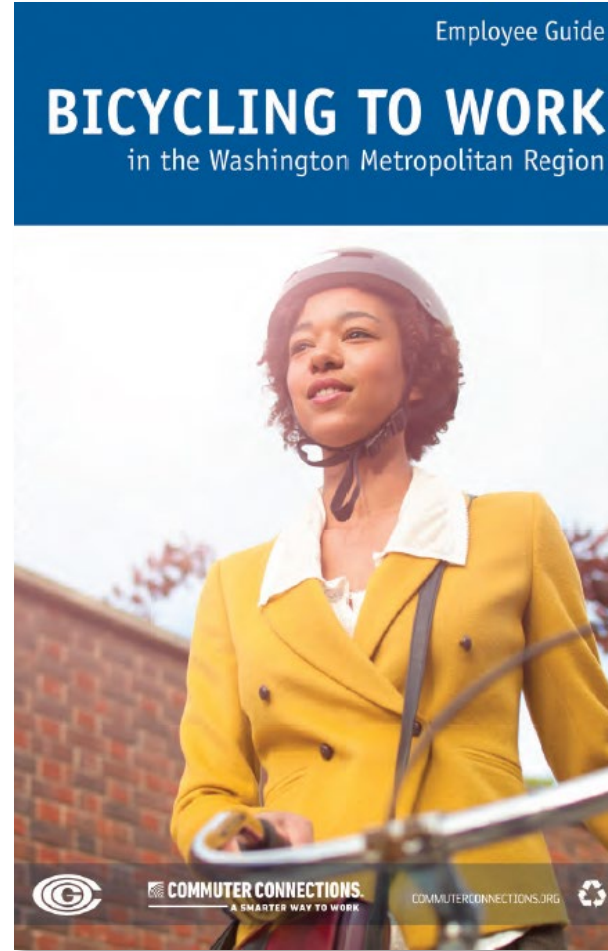
COMMUTER CONNECTIONS.
A SMARTER WAY TO WORK
800.745.RIDE commuterconnections.org



BICYCLE ROUTE MAP
Washington, DC Region

PLAN YOUR TRIP!
Sign up for our Bicycle Route Finder at commuterconnections.org

COMMUTER CONNECTIONS.
A SMARTER WAY TO WORK
800.745.RIDE commuterconnections.org



Employee Guide

BICYCLING TO WORK
in the Washington Metropolitan Region

COMMUTER CONNECTIONS.
A SMARTER WAY TO WORK
[COMMUTERCONNECTIONS.ORG](https://commuterconnections.org)

Calculate Your Cost of Commuting

Fill out this form to figure out your monthly commute cost!

(Press TAB to move to the next field and SHIFT-TAB to move back o

A. What is your daily round trip commute distance from home to work (in miles)?	10
B. How many days per month do you normally work?	15
C. Cost per mile of owning and operating a vehicle: *	.81
D. How much do you pay for monthly parking and/or tolls?	150
Your estimated Monthly cost of commuting is	\$271.50
Your estimated Yearly cost of commuting is	\$3258.00

Benefits of Commuter Connections

- Jurisdictions
 - Helps reduce and manage commuter congestion, goods movement, tourist travel
 - Helps reduce emissions (EPA criteria pollutants and greenhouse gases)
 - Supports local efforts to attract and retain employers
- Employers
 - Recruitment/Retention
- Workers
 - More commute options
 - Reduced stress/costs/time
 - Improved quality of life