

MID-COURSE REVIEW – LOCAL GOVERNMENT QUESTIONNAIRE PRELIMINARY RESULTS

Assessing Progress Toward Regional 2030 Climate Goals

Maia Davis

Metropolitan Washington Council of Governments (COG)

Department of Environmental Programs

Climate, Energy, and Air Program

Climate, Energy and Environment Policy Committee Meeting

May 28, 2025



Midcourse Review Approach

Goal: Assess the status of goals, strategies, measures and actions toward the region's existing plan framework and targets.

CEEPC Meeting	Topic
January 2025	Midcourse Review Approach
March 2025	Renewable Portfolio Standards
May 2025	Local Government Questionnaire
July 2025	2023 Greenhouse Gas Inventories
Sept/Nov 2025	Performance Indicators
New Year	Draft Midcourse Review

ACTIONS BEING REVIEWED

- **Climate Action Area** = Serves as framework for local government questionnaire.
- **Priority Collaborative Actions** = Local government questions based on gauging progress toward these actions.
- **Comprehensive Climate Action Plan (CCAP)** = a few additional questions added to help inform the development of the CCAP. Example additional question is on workforce development.

2030 Plan Climate Mitigation Strategy

Climate Action Area	Action ID	Priority Collaborative Action
Planning	PL - 1	Advance Climate Planning and Track Progress
Equity	EQ - 1	Enable Equitable Planning Practices
	EQ - 2	Prioritize Sustainable Energy Access for All
Clean Electricity	CE - 1	Advocate for Aggressive Renewable Portfolio Standards
	CE - 2	Accelerate Development of On-Site Renewables
	CE - 3	Accelerate Deployment of Battery Storage
	CE - 4	Accelerate Development of Microgrids for Critical Infrastructure
	CE - 5	Accelerate Development of Large-Scale Off-Site Renewables
	CE - 6	Advocate for and Implement Community Choice Aggregation
Zero Energy Buildings	ZEB - 1	Expand Building Benchmarking Requirements
	ZEB - 2	Accelerate Deep Building Retrofits
	ZEB - 3	Enhance Green Building Codes and Policies to Facilitate Net Zero Energy Building Development
	ZEB - 4	Expand Proper Disposal and Leak Detection of Refrigerants
Zero Emission Vehicles	ZEV - 1	Expand Light-Duty Electric Vehicle Deployment
	ZEV - 2	Accelerate Electrification of Medium- and Heavy-Duty Vehicles
	ZEV - 3	Build Out Regional Electric Vehicle Charging Network
Mode Shift and Travel Behavior	MSTB - 1	Invest in Infrastructure that Increases Transit, Carpooling, and Non-Motorized Travel
	MSTB - 2	Bring Jobs and Housing Closer Together
	MSTB - 3	Enhance Options for Commuters
Zero Waste	ZW - 1	Implement Curbside Organics Recycling Programs
	ZW - 2	Reduce Solid Waste Generation
	ZW - 3	Build Markets for Circularity
Sequestration	SQ - 1	Strategically Plant New Trees on Publicly Owned Land
	SQ - 2	Enhance Regulatory Capacity to Manage Tree Canopy and Forest Protection
	SQ - 3	Enhance Incentives and Financing Mechanisms for Tree Planting and Preservation on Privately Owned Lands

Example Multiple Choice Questions

Zero Energy Buildings

15. How does your jurisdiction implement an **energy benchmarking** program? Select all that apply.

- ☐ Energy benchmarking and reporting are conducted for local government facilities
- ☐ Energy benchmarking and reporting are required for commercial buildings
- ☐ Energy benchmarking and reporting are encouraged or incentivized for commercial buildings
- ☐ Energy benchmarking program is under development
- ☐ No program established
- ☐ Not Applicable

Zero Emission Vehicles

19. How many **EVs** are in the local government fleet?

- ☐ Number of battery electric vehicles (BEVs) in fleet: _____
- ☐ Number of plug-in hybrid electric vehicles (PHEVs) in fleet: _____
- ☐ Number of hybrid electric vehicles (HEVs) in fleet: _____
- ☐ Total number of fleet vehicles: _____

GHG Emissions Highlights

- **GHG Emission Reduction Goals**

- Every responding jurisdiction has or is developing a GHG reduction goal
- **65%** of responding jurisdictions have community GHG reduction goals, and **50%** have goals for govt ops

- **GHG Emission Reduction Plans**

- Every responding jurisdiction has or is developing a GHG reduction plan
- **60%** have both govt ops and community GHG reduction plans

- **Tracking Progress**

- **80%** leverage the local GHG inventories developed by COG to track progress toward their GHG emission reduction goals
- **50%** track their EERE savings and investments for government operations

- **Equity in Climate/Energy Plans**

- **80%** developed their climate/energy plans with a focus on disadvantaged communities
- **45%** are engaging disadvantaged communities in plan implementation

Clean Electricity Highlights

- **Government Operations Initiatives**

- Solar Capacity = **28,544.60 kW** capacity
- District Energy/Microgrids = **9**
- Combined Heat and Power (CHP) Systems = **3**
- Geothermal Systems = **33**
- Power Purchase Agreements (PPA) = **9** jurisdictions have PPAs

- **Community Wide Initiatives**

- **57%** of responding jurisdictions provide or promote solar co-ops
- **52%** provide or promote community solar
- **52%** provide or promote finance solutions in disadvantaged communities

- **Require or Incentivize Solar**

- **79%** have solar requirements or incentives available to community

Zero Energy Buildings Highlights

- **Zero Energy New Construction**

- **32%** provide or promote education and training on new and advanced green construction standards
- **7** local government facilities are net zero – 5 new construction, 2 renovations

- **Energy Benchmarking**

- **68%** conduct energy benchmarking and reporting for local government facilities
- **26%** require or encourage commercial energy benchmarking

- **Deep Energy Retrofits**

- **63%** provide or promote innovative energy financing solutions, such as Commercial PACE and green banks
- **63%** promote state and utility energy efficiency incentives and technical assistance
- **63%** provide or promote programs that implement deep energy improvements in affordable housing and disadvantaged communities
- **58%** have energy education campaigns to promote behavioral changes that enhance energy efficiency

Zero Emission Vehicles Highlights

- **Government Operations Initiatives**

- **84%** have evaluated their public fleet for opportunities to electrify
- **68%** have developed an EV charger deployment strategy for public facilities, garages, and refueling facilities

- **Government Fleet**

- **14%** of local government fleet vehicles are Battery Electric Vehicles (BEVs) and Plug-in Hybrid Electric Vehicles (PHEVs)
- **5%** of local government fleet vehicles Hybrid Electric Vehicles (HEVs)

- **Community Wide Initiatives**

- **58%** provide or promote incentives for residents and businesses to deploy EV chargers
- **47%** have developed an EV plan for community deployment
- **47%** support multi-family housing in identifying and overcoming challenges (such as technical and financial challenges) to EV charging for residents and their guests

Mode Shift and Travel Behavior Highlights

- **VMT Reduction - Plans and Policies**

- **79%** promote design supporting walking and biking within activity centers and near high-capacity transit
- **79%** implement complete streets policies or roadway design improvements that make walking and biking safer
- **74%** promote development of additional housing units within activity centers and near high-capacity transit
- **74%** are working to expand the region's trail network to increase access to opportunities and activities via non-motorized travel

- **VMT Reduction – Encourage and Incentivize**

- **84%** provide teleworking opportunities for local jurisdiction employees
- **58%** provide transit benefits for local jurisdiction employees

- **“First and Last Mile” Connectivity**

- **74%** focused on improving bike and walk access to high-capacity transit stations
- **53%** provide or promote micromobility options, including expanding shared bike, e-bike, and scooter programs

Zero Waste Highlights

- **Organics and Composting**

- **68%** have food composting drop off site(s)
- **58%** have a residential curbside organics recycling program

- **Reduce Solid Waste**

- **95%** conduct waste education campaigns to promote behavioral changes that encourages waste reduction and diversion at the source
- **58%** have adopted recycling requirements for businesses
- **58%** have expanded recycling infrastructure in the community and at events

- **Circularity**

- **44%** provide or promote exchange programs, reuse, and sharing opportunities (such as tool sharing)
- **44%** provide or promote repair and restoration services (such as fix-it-fairs)

Sequestration Highlights

- **Policies and Practices**

- **63%** have adopted a jurisdiction wide tree canopy goal
- **58%** have adopted or enhanced local ordinances to increase tree conservation during land development process

- **Public Lands**

- **84%** strategically planting trees to improve water quality and flood control
- **63%** maintain or improve community initiatives supporting tree management or planting
- **63%** have targeted tree planting on public land to reduce heat island in disadvantaged communities

- **Private Lands**

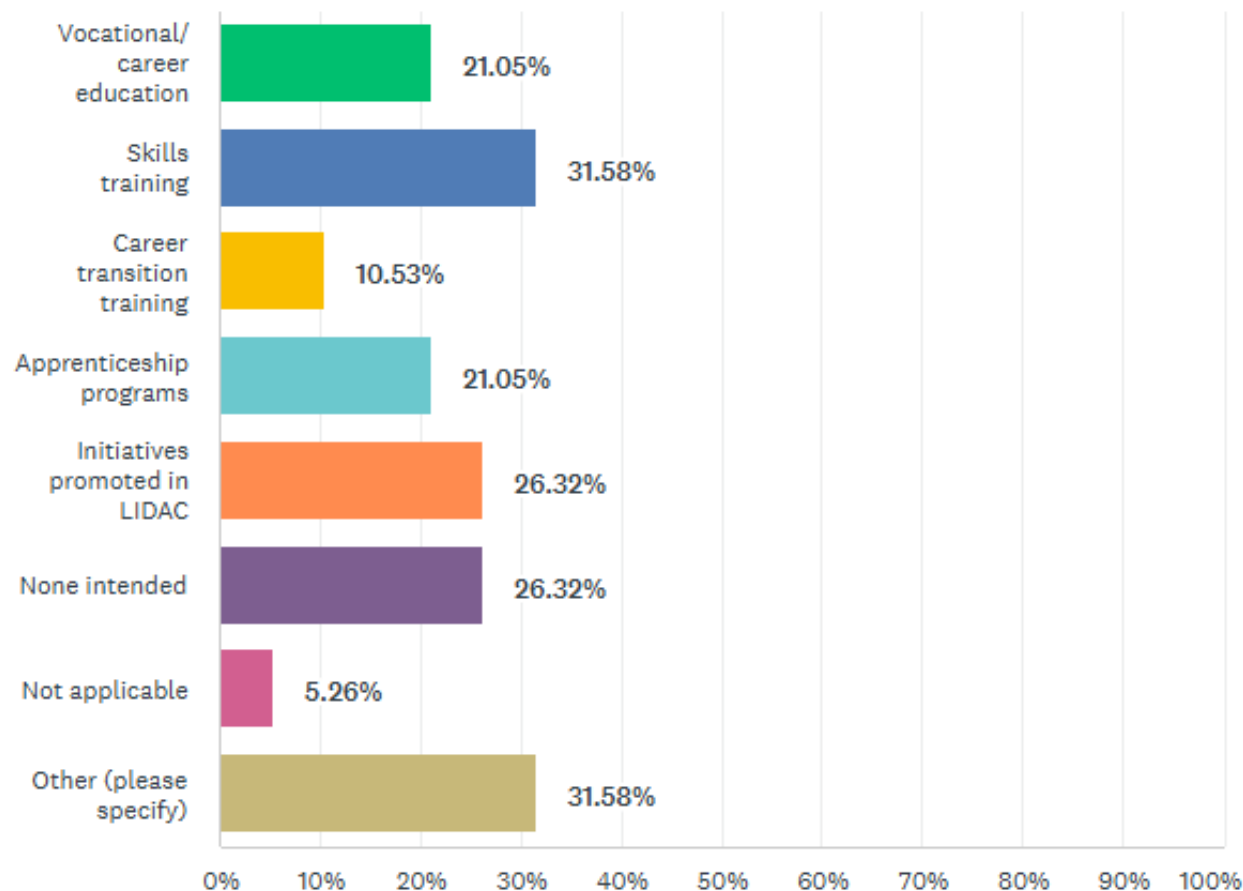
- **52%** provide or promote local tree planting and protection incentives



Workforce Development Results

How does your jurisdiction promote or provide climate-related workforce development initiatives? Select all that apply.

Answered: 19 Skipped: 1



Maia A. Davis

Senior Environmental Planner

(202) 962-3227

mdavis@mwkog.org

mwkog.org

777 North Capitol Street NE, Suite 300

Washington, DC 20002



Metropolitan Washington
Council of Governments

THE FOLLOWING SLIDES INCLUDE THE FULL RESULTS FROM QUESTIONS ASKED IN THE LOCAL GOVERNMENT QUESTIONNAIRE

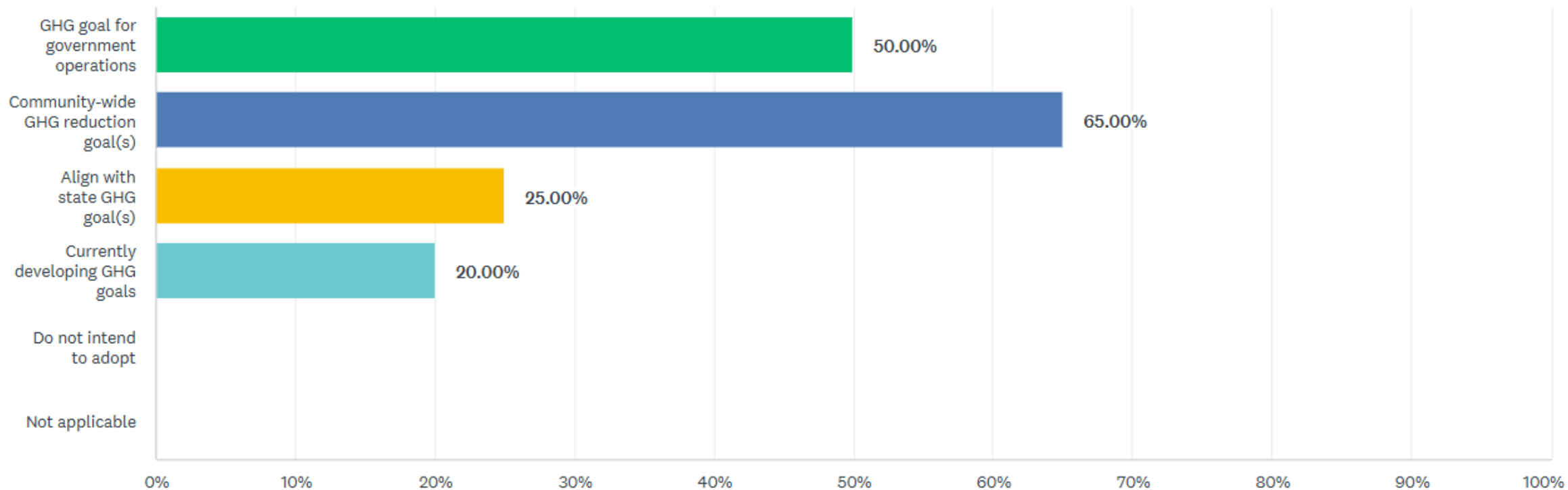


Metropolitan Washington
Council of Governments

GHG Emissions Results – Goals

What type of GHG emissions reduction goal(s) has your jurisdiction established (ex. 50% GHG emissions reduction by 2030)...

Answered: 20 Skipped: 0

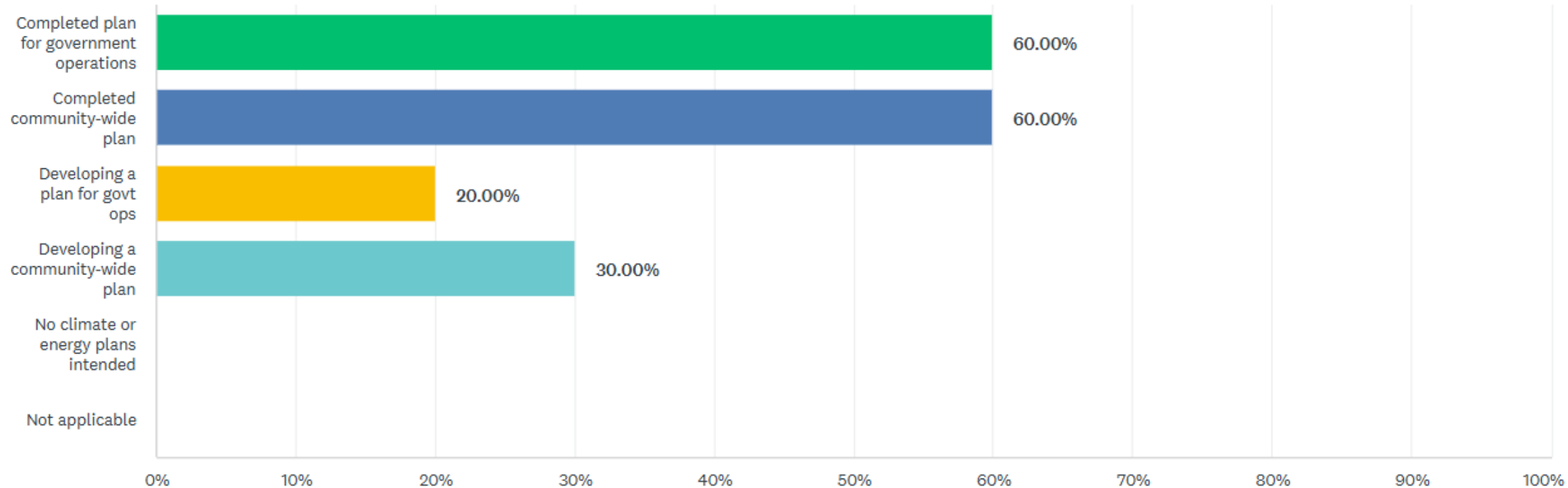


GHG Emissions Results – Climate/Energy Plans

What type of climate or energy plan(s) supporting GHG emission reduction has your jurisdiction established?

...

Answered: 20 Skipped: 0

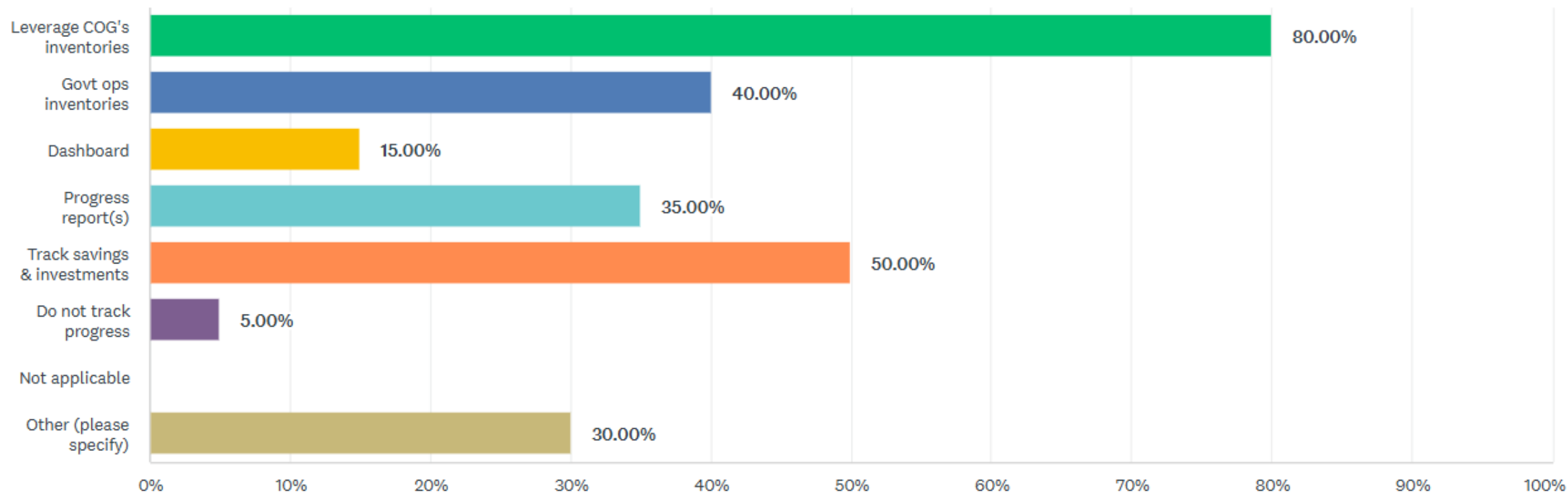


GHG Emissions Results – Tracking Progress

How does your jurisdiction track progress toward GHG goal achievement and plan actions?

...

Answered: 20 Skipped: 0



GHG Emissions Results – Equity in Plans

How does your jurisdiction incorporate equity in climate or energy plan(s) development and implementation? ...

Answered: 20 Skipped: 0

ANSWER CHOICES	RESPONSES	
▼ Disadvantaged communities were engaged early and often in the plan development process	40.00%	8
▼ Plan(s) developed with focus on disadvantaged communities	80.00%	16
▼ Disadvantaged communities engaged in implementation	45.00%	9
▼ No climate or energy plans developed	10.00%	2
▼ Not applicable	0.00%	0
▼ Other (please specify)	Responses 15.00%	3
Total Respondents: 20		

COG Midcourse Review Questionnaire

Y (0)

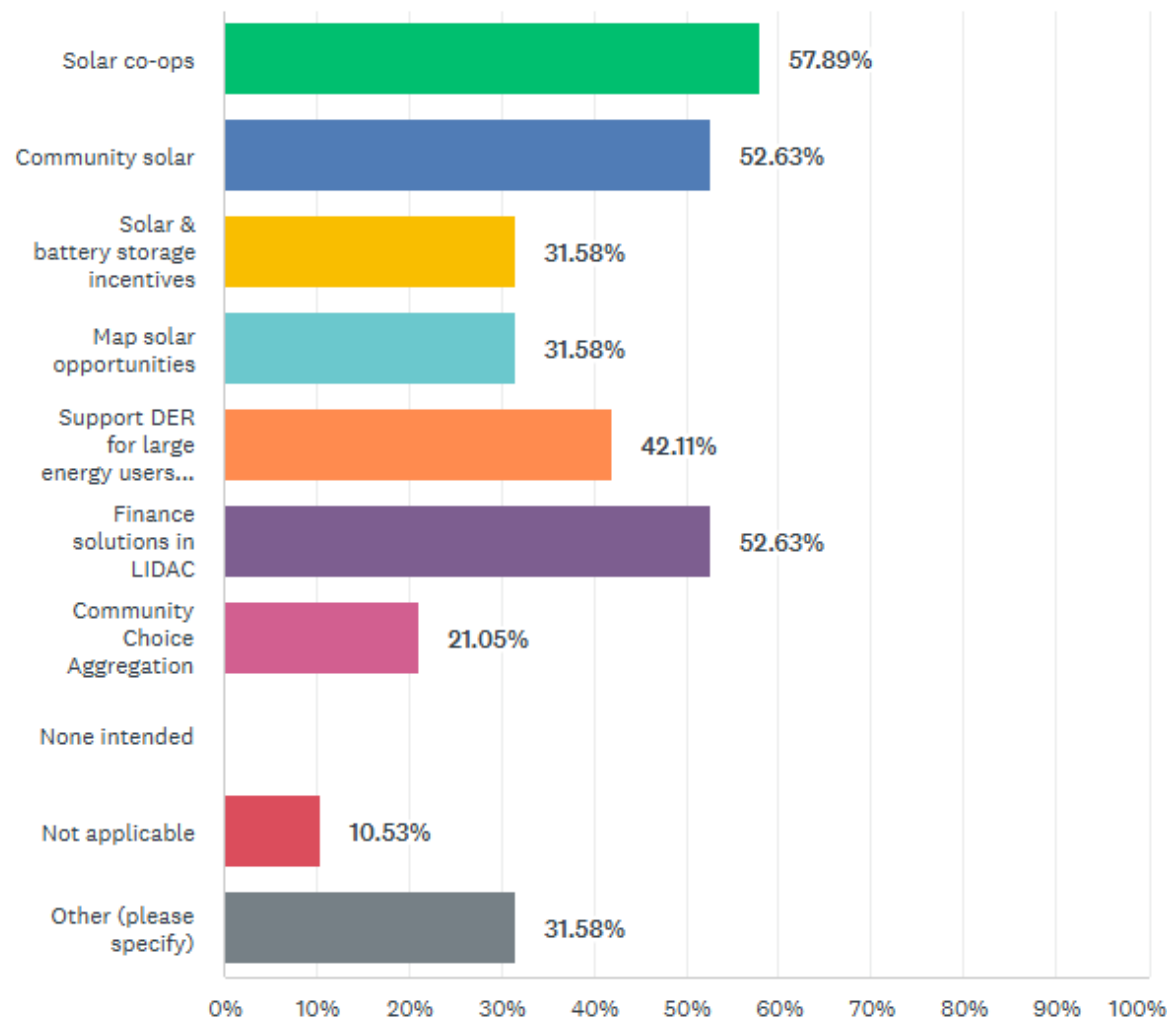
Clean Electricity Results – Government Operations

- **Solar Capacity** = 28,544.60 kW capacity
- **Battery Storage** = 0
- **District Energy/Microgrids** = 9
- **Combined Heat and Power (CHP) Systems** = 3
- **Geothermal Systems** = 33
- **Power Purchase Agreements (PPA)** = 9 jurisdictions have PPAs
- **No renewables or distributed energy resources (DER)** = 5 jurisdictions confirmed they have none of the above

Clean Electricity Results – Community Wide

How does your jurisdiction accelerate the deployment of renewables and distributed energy resources (DER) community-wide?

Answered: 19 Skipped: 1



Clean Electricity Results – Require or Incentivize Solar

79% of responding local jurisdictions have solar requirements or incentives available to community

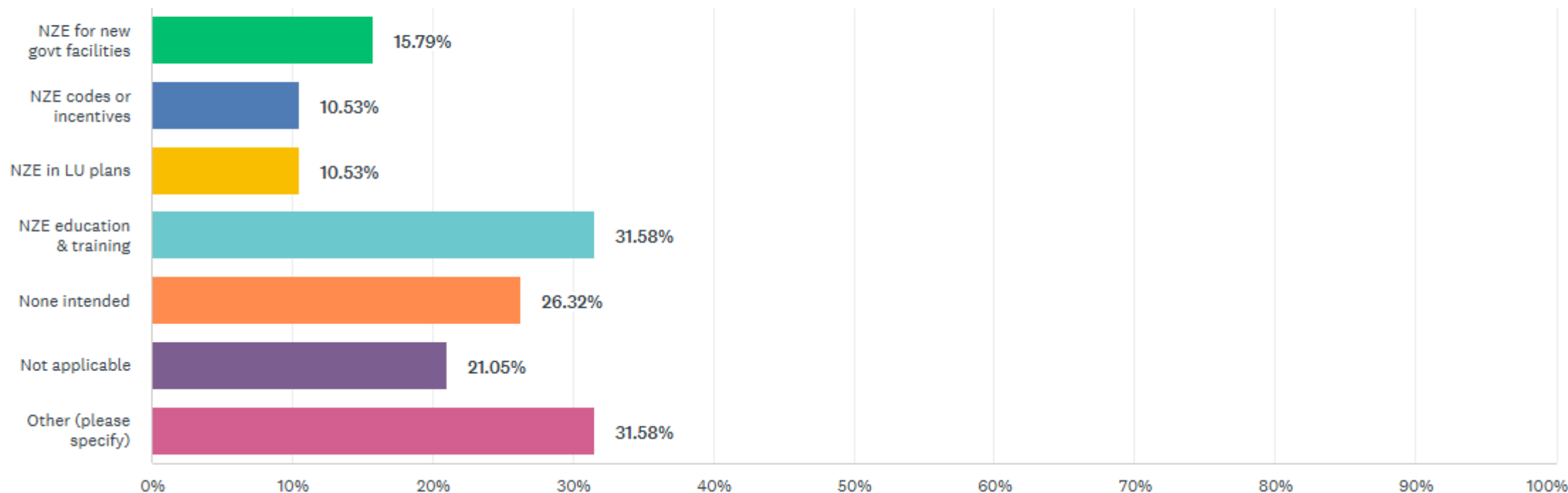
- **Alexandria:** As part of the planning and zoning process, solar ready is required
- **District of Columbia:** building code incentive
- **Fairfax County:** Property tax exemption (5-year length) for value of solar on homes
- **Falls Church:** Solar-ready new construction is a common Voluntary Concession as part of the Special Exception Process
- **Frederick County:** Policy requiring solar-ready new construction (for County-owned buildings)
- **Loudoun County:** [Solar energy tax incentive](#)
- **Manassas:** Comprehensive Plan strategies and Rezoning checklist
- **Montgomery County:** Solar incorporated into 2021 building codes, solar earns a compliance credit towards BEPS
- **Prince George's County:** County provides incentives for solar PV installation for residents. FSC First provides incentives for building owners to install solar.
- **Rockville:** Solar ready building codes

Zero Energy Buildings Results – New Construction

How does your jurisdiction accelerate net zero energy (NZE) building construction through building codes or policies?

...

Answered: 19 Skipped: 1



7 local government facilities are net zero – 5 new construction, 2 renovations

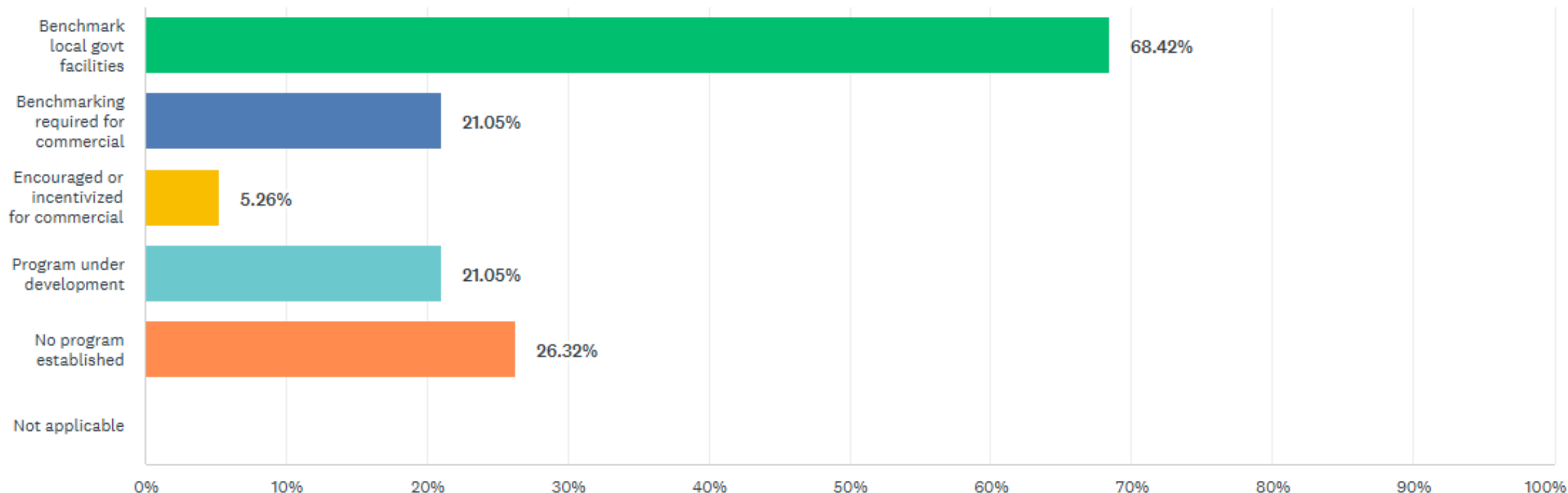


Metropolitan Washington
Council of Governments

Zero Energy Buildings Results – Energy Benchmarking

How does your jurisdiction implement an energy benchmarking program? Select all that apply.

Answered: 19 Skipped: 1



Zero Energy Buildings Results – Deep Energy Retrofits

How does your jurisdiction accelerate deep energy building retrofits of existing buildings? Select all that apply.

...

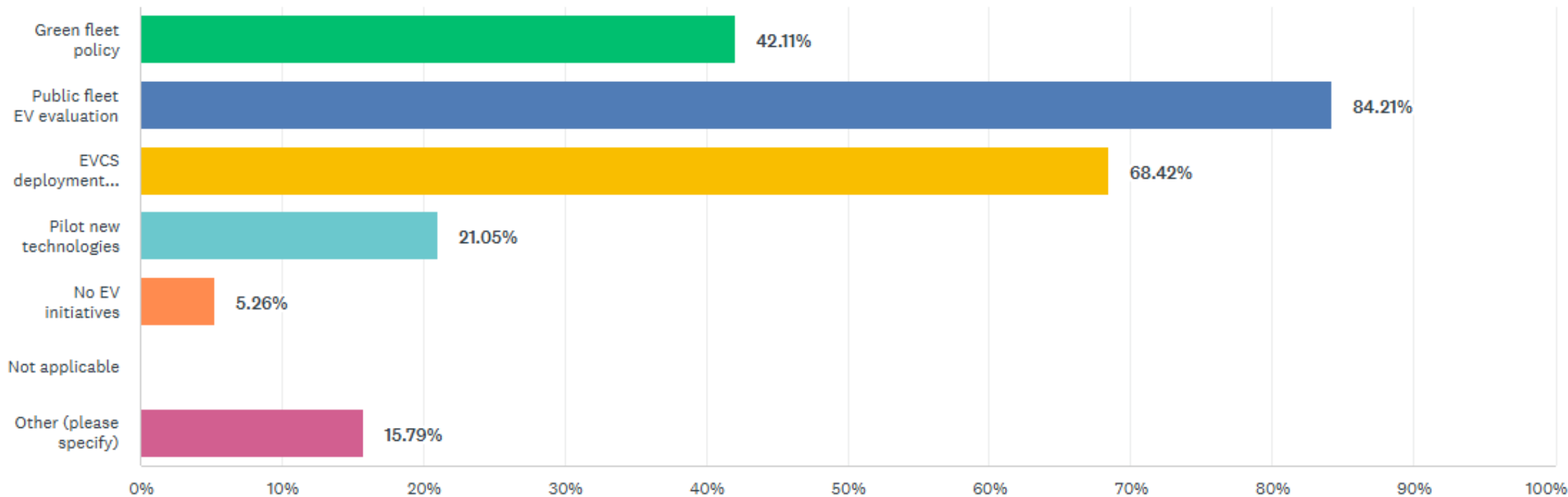
Answered: 19 Skipped: 1

ANSWER CHOICES	RESPONSES	
▼ Provide or promote innovative energy financing solutions for residential or commercial sectors (e.g. green bank, PACE, loan loss reserves, etc.)	63.16%	12
▼ Provide or promote state and utility incentives and technical assistance for residential and commercial building energy efficiency retrofits and upgrades	63.16%	12
▼ Encourage fuel switching, clean back-up generation, and other building decarbonization strategies for large energy users (e.g. data centers, hospitals, etc.)	15.79%	3
▼ Provide or promote programs that implement deep energy improvements in affordable housing and in disadvantaged communities	63.16%	12
▼ Energy education campaigns to promote behavioral changes that enhance energy efficiency	57.89%	11
▼ No deep energy building retrofit initiatives intended	0.00%	0
▼ Not applicable	10.53%	2
▼ Other (please specify)	Responses 15.79%	3
Total Respondents: 19		

Zero Emission Vehicles Results – Government Ops

How does your jurisdiction accelerate electric vehicles (EV) and EV charging stations (EVCS) deployment in government op...

Answered: 19 Skipped: 1



Zero Emission Vehicles Results – Government Fleet

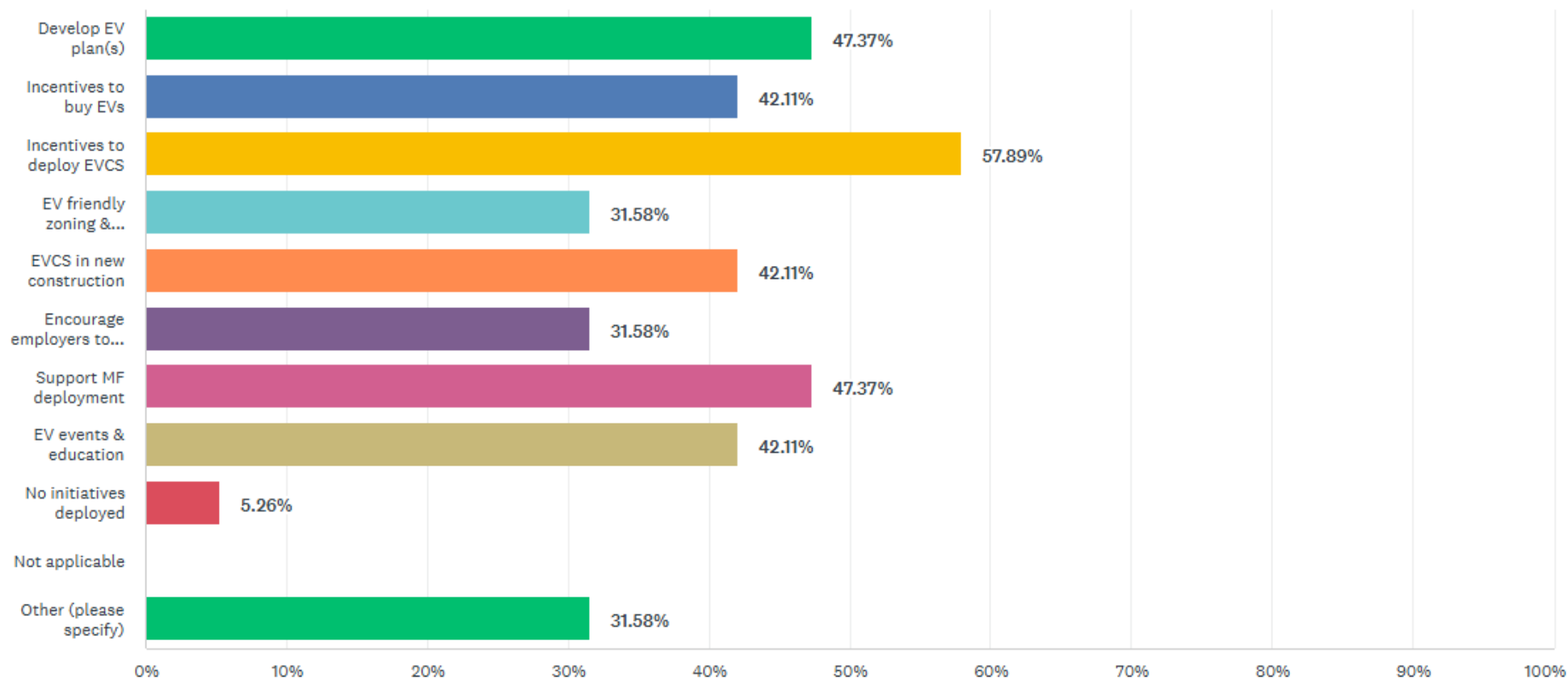
- **Battery Electric Vehicles (BEVs) = 567**
 - 3% of total fleet vehicles
 - BEV examples - Nissan Leaf, Tesla, Ford Mustang Mach-E
- **Plug-in Hybrid Electric Vehicles (PHEVs) = 2,168**
 - 11% of total fleet vehicles
 - PHEV examples – Chevy Volt, Kia Niro Plug-In Hybrid, Mitsubishi Outlander Plug-in Hybrid
- **Hybrid Electric Vehicles (HEVs) = 914**
 - 5% of total fleet vehicles
 - HEV examples – Toyota Prius, Honda CR-V Hybrid, Ford Escape HEV
- **Total Fleet Vehicles = 19,667**

Zero Emission Vehicles Results – Community Wide

How is your jurisdiction accelerating EV and EVCS deployment community-wide? Select all that apply.

...

Answered: 19 Skipped: 1



Mode Shift/Travel Behavior Results – VMT Reduction

How does your jurisdiction support reduction in vehicle trips & vehicle miles traveled (VMT) through its plans & policies? ...

Answered: 19 Skipped: 1

ANSWER CHOICES ▼	RESPONSES ▼	
▼ Local land use policies or plans promote development of additional housing units within activity centers & near high-capacity transit (i.e. Metrorail, commuter rail, light rail, streetcar, & bus rapid transit)	73.68%	14
▼ Local land use policies or plans promote design that supports walking & biking within activity centers & near high-capacity transit	78.95%	15
▼ Implement complete streets policies or roadway design improvements that make walking & biking safer (i.e. adding bike pathways on the road, expanding sidewalks, improving crosswalks, etc.)	78.95%	15
▼ Expand the region's trail network to increase access to opportunities & activities via non-motorized travel	73.68%	14
▼ Implement reduced parking minimums in zoning within activity centers & near high-capacity transit	26.32%	5
▼ Discontinue free parking at employment sites within activity centers & near high-capacity transit stations	5.26%	1
▼ No VMT reduction plans or policies intended	15.79%	3
▼ Not applicable	10.53%	2
▼ Other (please specify) Responses	10.53%	2
Total Respondents: 19		

Mode Shift/Travel Behavior Results – VMT Reduction

How does your jurisdiction encourage and incentivize reduction in vehicle trips and vehicle miles traveled (VMT) reduction?...

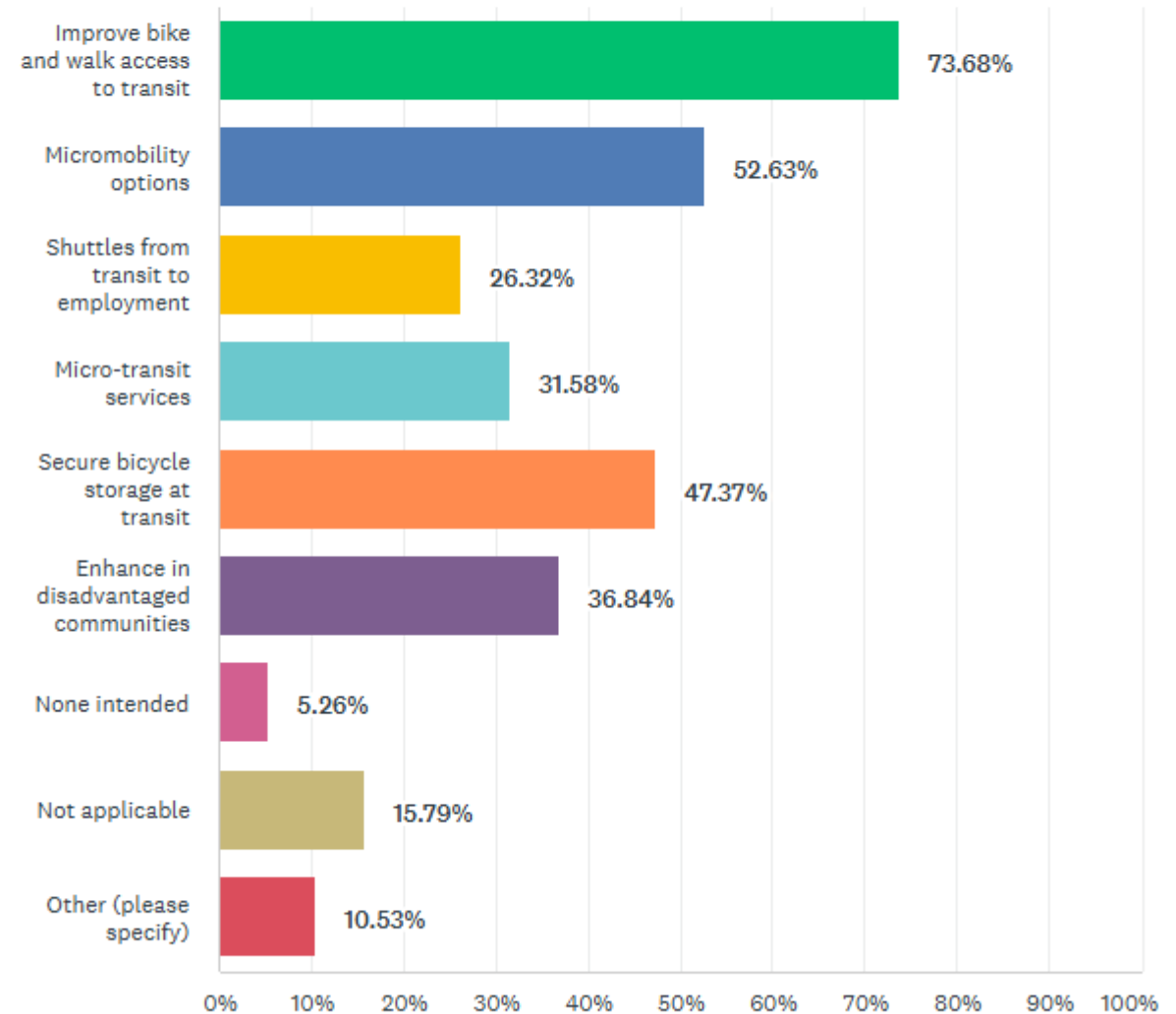
Answered: 19 Skipped: 1

ANSWER CHOICES	RESPONSES	
▼ Provide or promote carpool and vanpool opportunities	47.37%	9
▼ Provide or promote incentives for ride sharing, such as HOV-3 free lanes	36.84%	7
▼ Provide or promote incentives for purchasing e-bikes	15.79%	3
▼ Provide teleworking opportunities for local jurisdiction employees	84.21%	16
▼ Encourage private sector employers to offer teleworking opportunities	15.79%	3
▼ Provide transit benefits for local jurisdiction employees	57.89%	11
▼ Promote transit benefits programs for private sector employees	42.11%	8
▼ Provide or promote ride matching	31.58%	6
▼ No VMT reduction education or incentives intended	10.53%	2
▼ Not applicable	10.53%	2
▼ Other (please specify)	Responses 10.53%	2
Total Respondents: 19		

Mode Shift/ Travel Behavior Results – First and Last Mile

How does your jurisdiction improve “first and last mile” connections to transit trips?

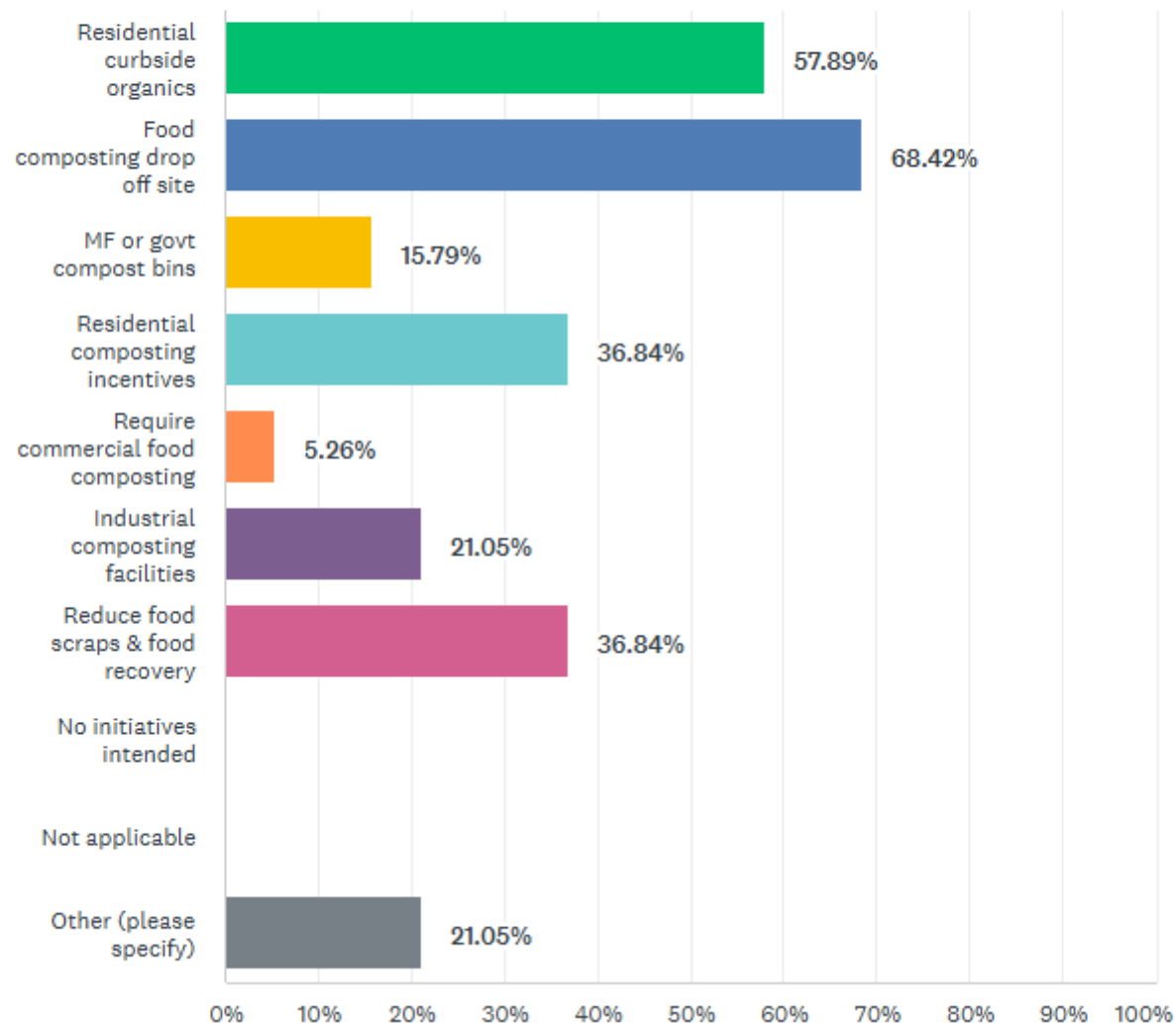
Answered: 19 Skipped: 1



Zero Waste Results – Organics and Composting

How does your jurisdiction enhance organics collection and composting?
Select all that apply.

Answered: 19 Skipped: 1



Zero Waste Results – Reduce Solid Waste

How does your jurisdiction reduce solid waste? Select all that apply.

Answered: 19 Skipped: 1

...

ANSWER CHOICES ▾	RESPONSES ▾	
▼ Develop a zero waste plan, policies, or initiatives	31.58%	6
▼ Single-use plastic and polystyrene ban(s)	47.37%	9
▼ Provide free recycling bins to residents	73.68%	14
▼ Adopt recycling requirements for businesses	57.89%	11
▼ Invest in waste collection systems that increase waste reduction, reuse/recovery, and recycling	36.84%	7
▼ Expand recycling infrastructure in the community and at events	57.89%	11
▼ Improve waste collection services in disadvantaged communities	21.05%	4
▼ Conduct waste education campaigns to promote behavioral changes that encourage waste reduction and diversion at the source.	94.74%	18
▼ No solid waste reduction initiatives intended	0.00%	0
▼ Not applicable	0.00%	0
▼ Other (please specify)	Responses 15.79%	3
Total Respondents: 19		



Zero Waste Results – Circularity

How does your jurisdiction support building a market for circularity? Select all that apply.

...

Answered: 18 Skipped: 2

ANSWER CHOICES	RESPONSES	
▼ Implement strategies and good practices for circular consumption in government operations	22.22%	4
▼ Provide or promote exchange programs, reuse, and sharing opportunities (such as tool sharing)	44.44%	8
▼ Provide or promote repair and restoration services (such as fix-it fairs)	44.44%	8
▼ Incentivize markets for second-hand products and upcycling	16.67%	3
▼ No circular economy initiatives intended	16.67%	3
▼ Other (please specify)	Responses 27.78%	5
Total Respondents: 18		



Sequestration Results – Policies and Practices

How does your jurisdiction enhance its capacity to retain carbon stored in existing trees and forests through tree conservation policies and practices? Select all that apply.

Answered: 19 Skipped: 1

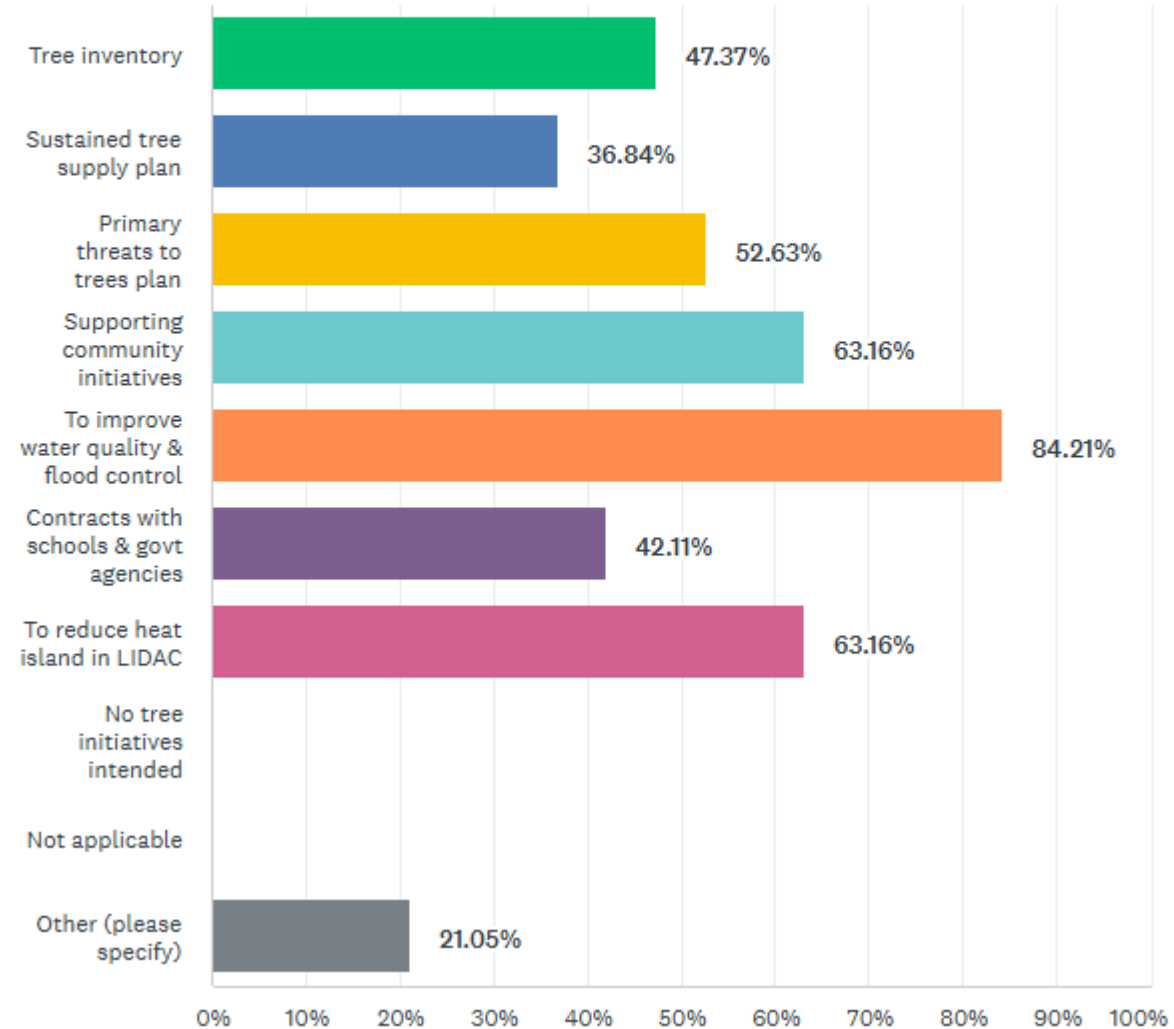
ANSWER CHOICES ▼	RESPONSES ▼	
▼ Adopt a jurisdiction wide tree canopy goal	63.16%	12
▼ Identify smaller scale canopy goals for watersheds, census blocks, or major categories of land use	21.05%	4
▼ Embed desired tree and forest conservation outcomes within comprehensive land use policies and plans	42.11%	8
▼ Adopt or enhance local ordinances to increase tree conservation during land development processes	57.89%	11
▼ Define the mechanism, metrics and timeline required to report progress on tree conservation goals and programs	36.84%	7
▼ No tree conservation policies and practices intended	0.00%	0
▼ Not applicable	0.00%	0
▼ Other (please specify) Responses	36.84%	7
Total Respondents: 19		



Sequestration Results – Public Lands

How does your jurisdiction strategically protect, maintain, and plant trees on publicly owned lands? Select all that apply.

Answered: 19 Skipped: 1

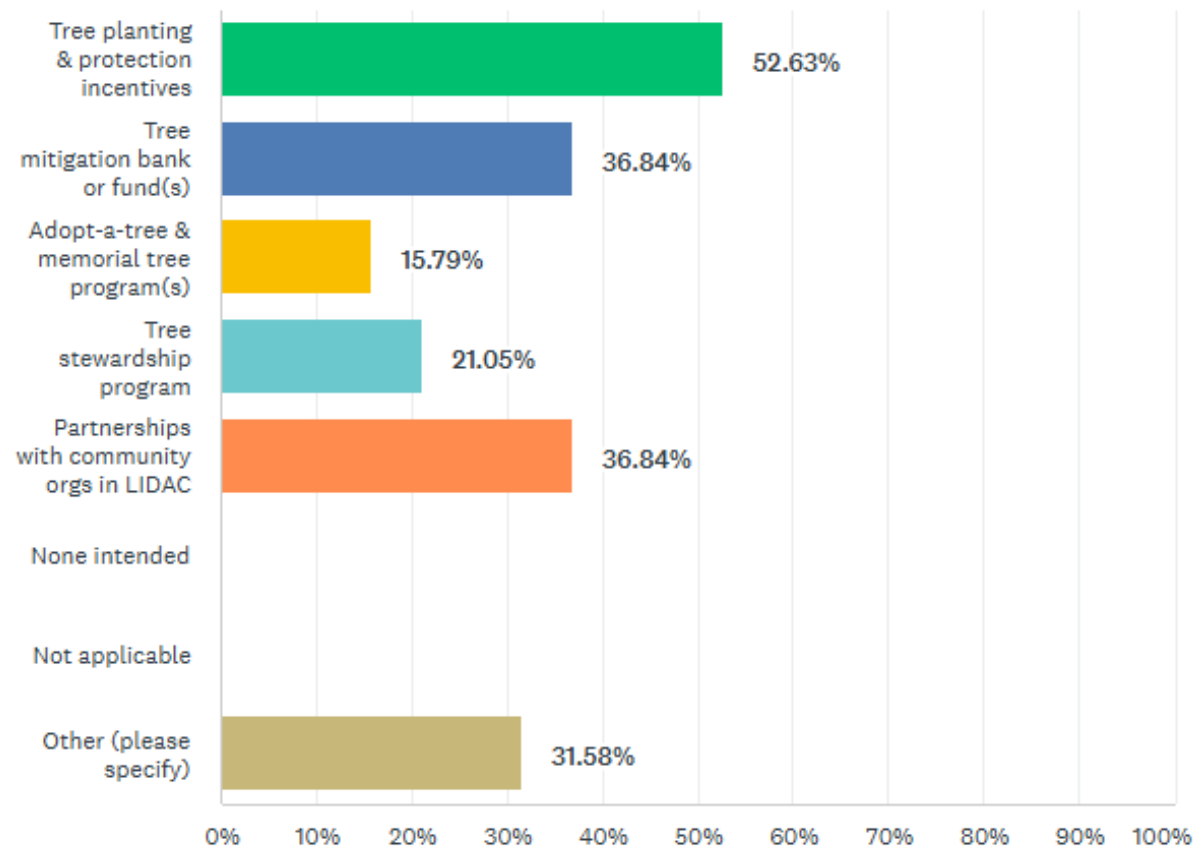


LIDAC = Disadvantaged Communities

Sequestration Results – Private Lands

How does your jurisdiction strategically protect, maintain, and plant new trees on private land? Select all that apply.

Answered: 19 Skipped: 1



LIDAC = Disadvantaged Communities