

# ANNUAL REPORT ON CRIME AND CRIME CONTROL

---

## 2015 Edition

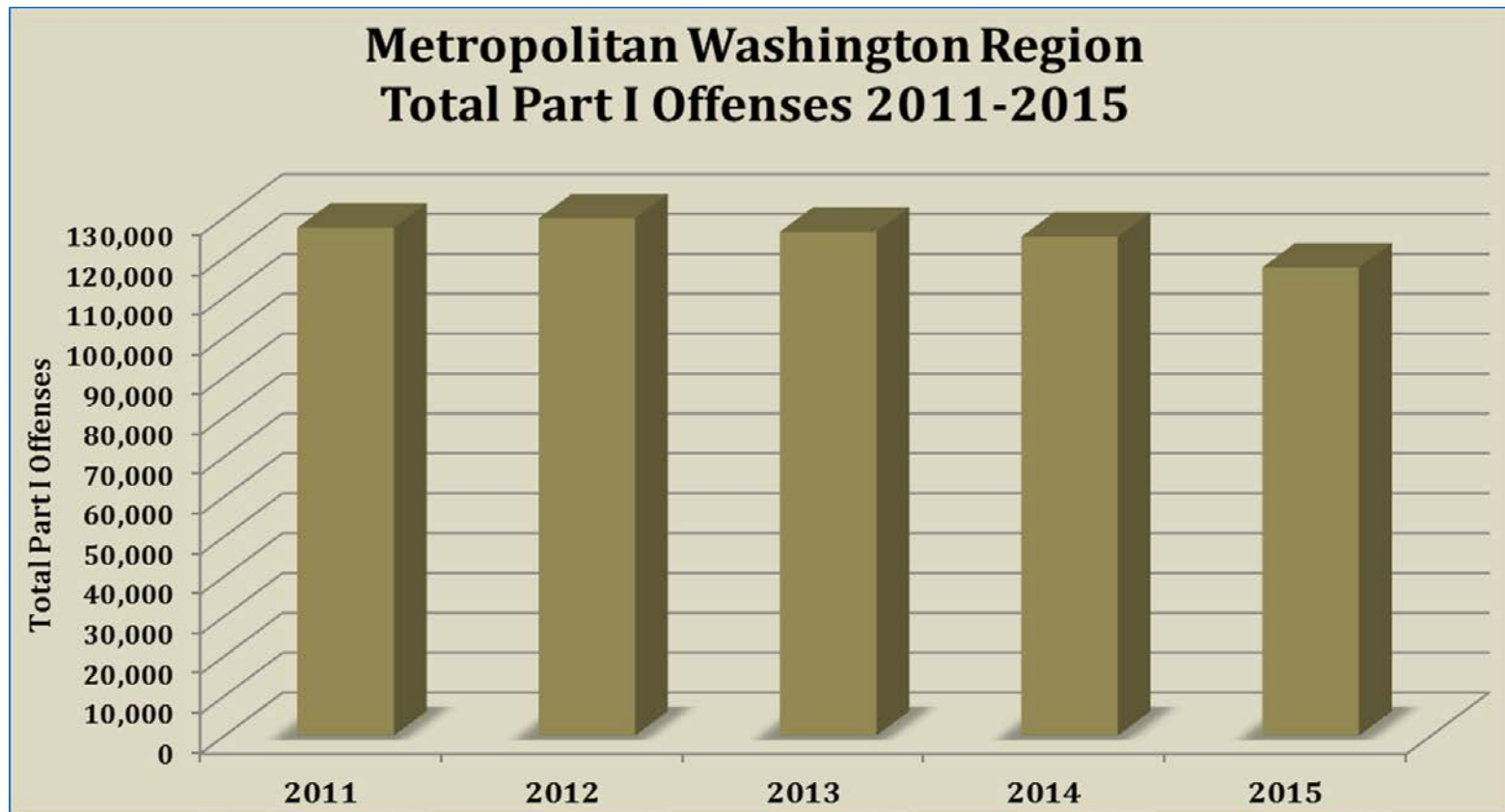
Ron Hardy, Takoma Park Police Department Emergency Preparedness Manager  
Lamar Greene, Metropolitan Police Department Assistant Chief  
Richard Perez, Fairfax County Police Department Major  
Patrick Burke, U.S. Marshal for the District of Columbia

COG Board of Directors  
September 14, 2016



# Crime in Metropolitan Washington

- 6.1% lower than 2014, 7.8% past five years



# Violent Crime

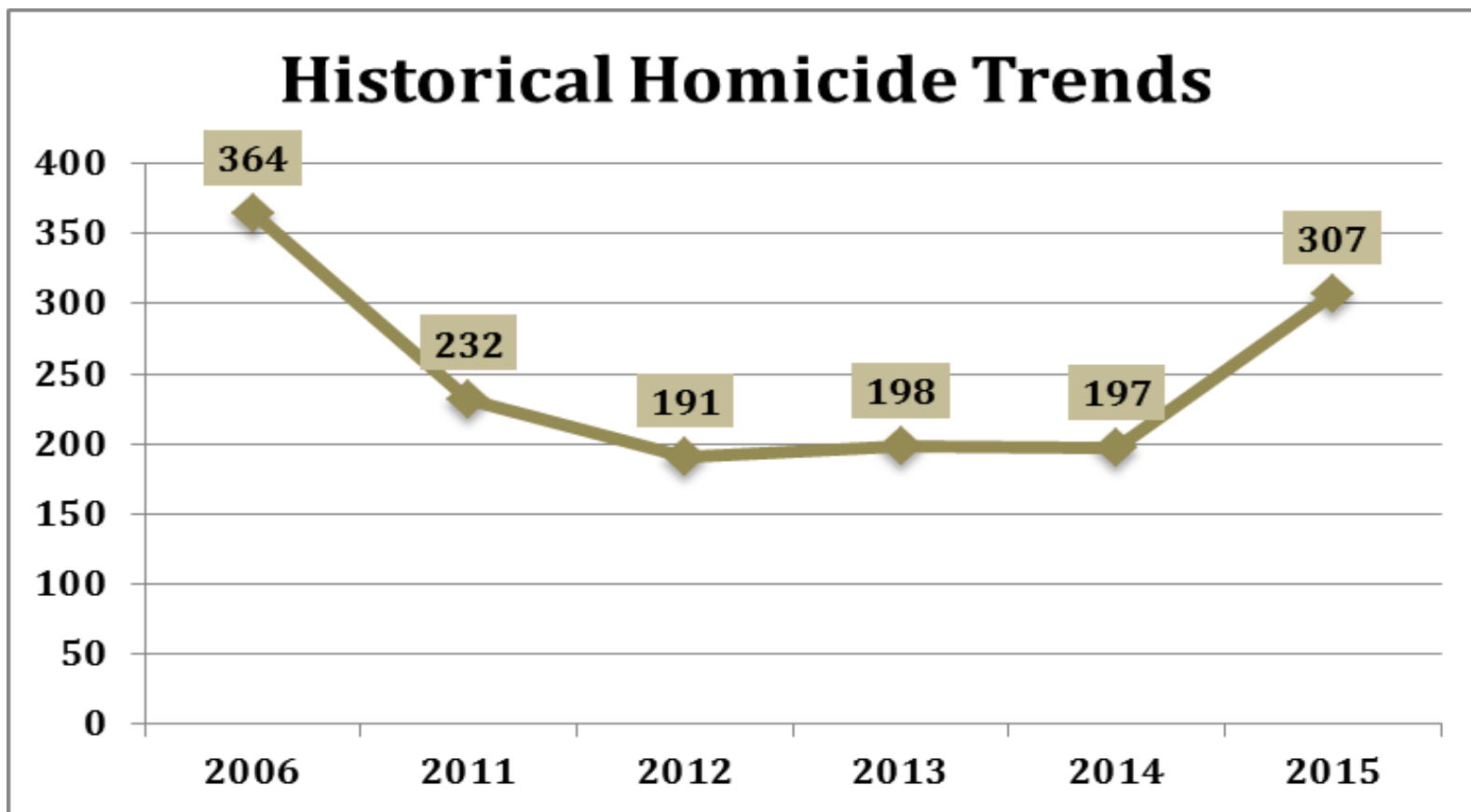
---

- For the third consecutive year, the region experienced an overall decline in Part I criminal offenses - nearly 7,700 fewer offenses in 2015 than 2014.
- Decreases experienced in all Part I offense categories, with the exception of homicide and rape.
- Rape offenses increased slightly (3.7%), while the increase in homicides was more significant (55.8%).
- In 2015, 307 homicides compared to 197 in 2014
- Despite the increases in these two offenses, violent crime in the region has declined more than 27% in the last ten years. Most notable is the reduction in robbery, 42.5% since 2006.



# Homicide

- Up in District of Columbia, Montgomery County, Prince George's County



# Reasons for Increase in Homicides

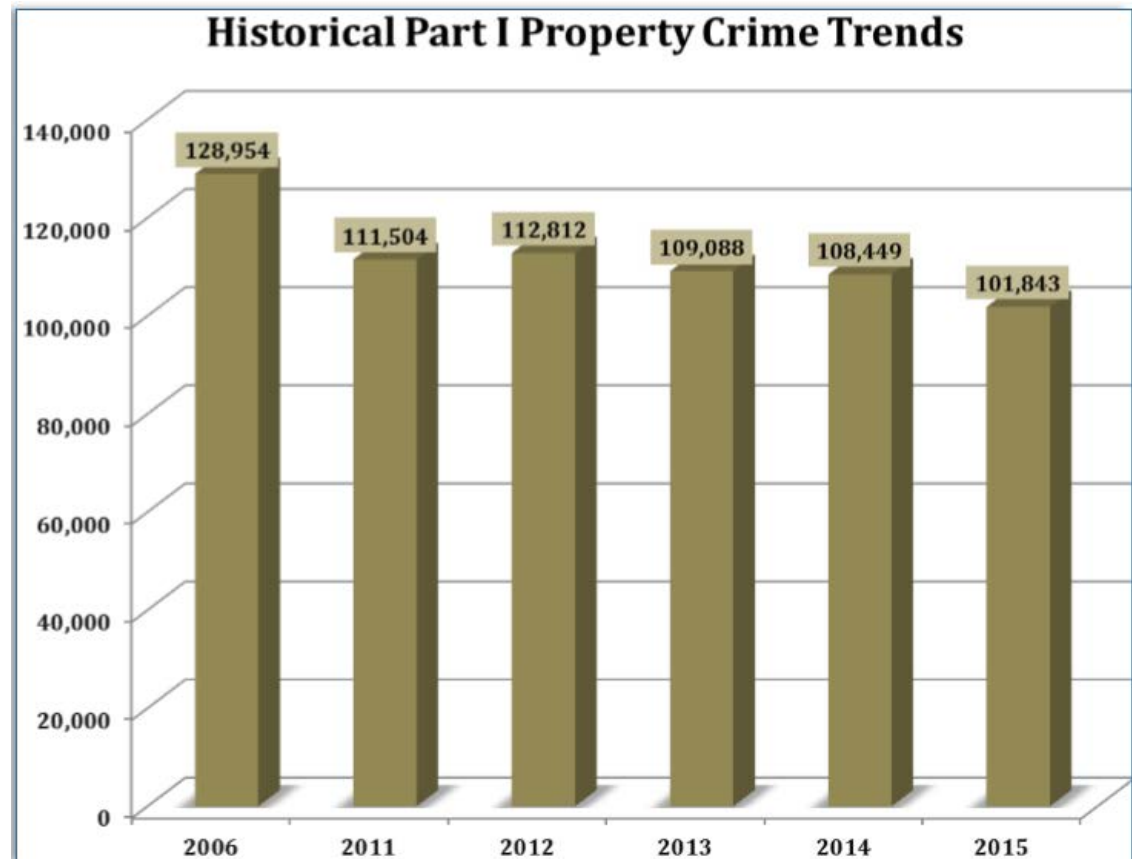
---

- District of Columbia – 162 in 2015; 105 in 2014
  - Illegal firearms
  - Court supervision
- Montgomery County – 30 in 2015; 18 in 2014
  - Eight gang related
  - Domestic violence
- Prince George’s County – 67 in 2015; 39 in 2014
  - Drugs
  - Guns
  - Domestic violence



# Property Crime Trends

- Property crimes also continued to decline in 2015—burglary down 17.7%, larceny 4.0%, and motor vehicle theft 9.1%.

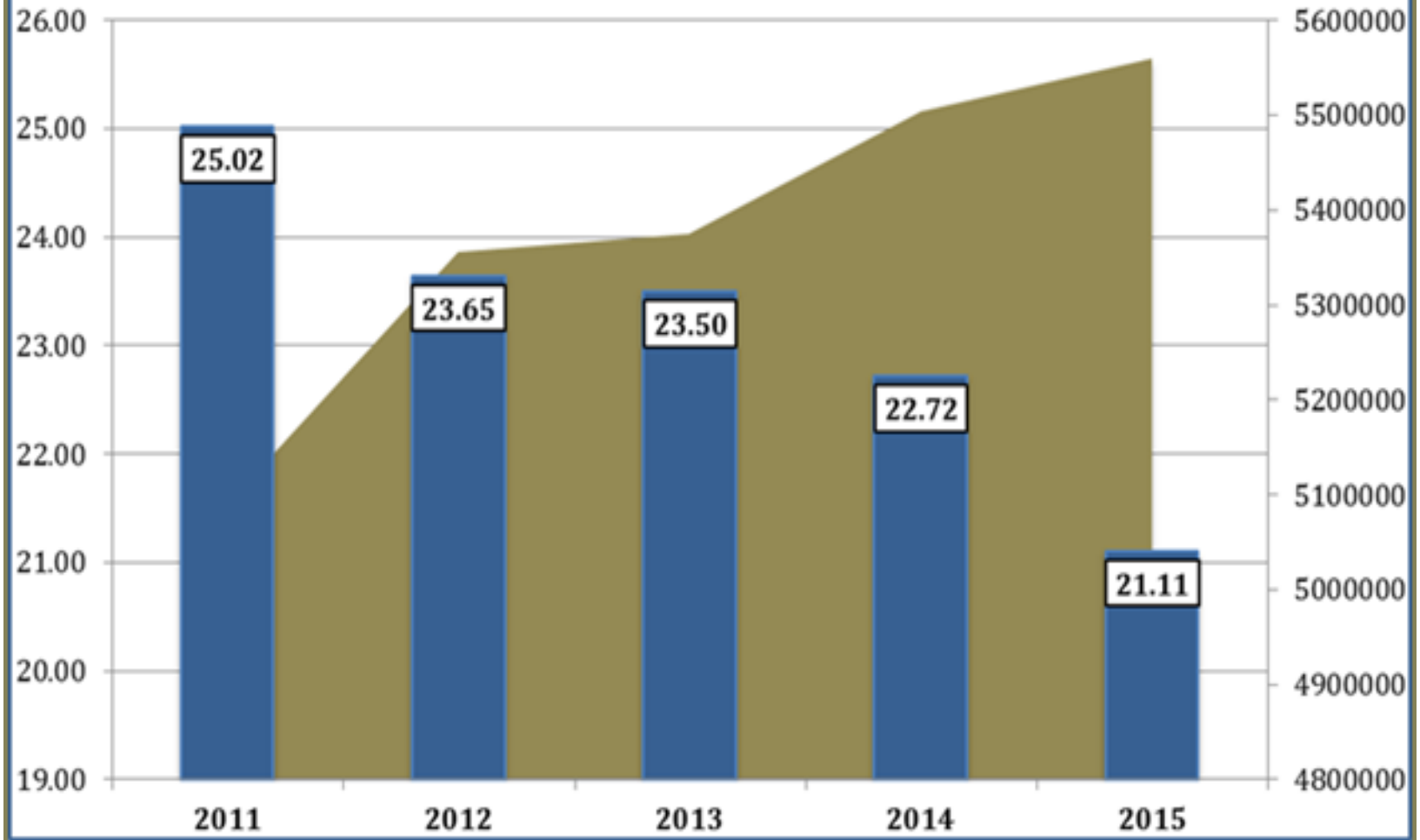


COG DEPARTMENTS	REPORTING METHOD	HOMICIDE	RAPE	ROBBERY	AGG ASSAULT	BURGLARY	LARCENY	M/V THEFTS	TOTAL OFFENSES	CRIMES PER 1000	POPULATION
Metropolitan Police Department	UCR/OTHER*	162	296	2,424	3,447	2,544	25,271	2,827	36,971	56.111	658,893
Bladensburg Police Department	UCR	1	2	27	51	51	220	62	414	43.888	9,433
Bowie Police Department	UCR	3	3	19	41	140	500	46	752	13.429	56,000
Charles County Sheriff's Office	UCR	4	23	114	401	511	1,926	194	3,173	20.781	152,684
Frederick County Sheriff's Office	UCR	2	6	29	126	343	1,318	48	1,872	7.627	245,444
Frederick Police Department	UCR	5	22	66	250	143	1,211	52	1,749	25.590	68,347
Greenbelt Police Department	UCR	1	6	50	53	139	550	66	865	35.855	24,125
Montgomery County Department of Police	UCR	30	269	605	1,060	1,812	13,217	732	17,725	17.041	1,040,116
<i>Gaithersburg Police Department**</i>	<i>UCR</i>	<i>1</i>	<i>25</i>	<i>54</i>	<i>101</i>	<i>163</i>	<i>1,358</i>	<i>67</i>	<i>1,769</i>	<i>26.930</i>	<i>65,690</i>
<i>Rockville City Police Department**</i>	<i>UCR</i>	<i>2</i>	<i>23</i>	<i>43</i>	<i>35</i>	<i>108</i>	<i>957</i>	<i>34</i>	<i>1,202</i>	<i>18.131</i>	<i>66,295</i>
Prince George's County Police Department	UCR	67	248	1,359	1,583	2,796	10,772	2,856	19,681	21.639	909,535
Takoma Park Police Department	UCR	1	5	25	23	126	405	32	617	35.057	17,600
Alexandria Police Department	NIBRS	4	19	139	148	230	2,443	254	3,237	22.217	145,700
Arlington County Police Department	NIBRS	2	27	115	144	178	3,004	161	3,631	16.756	216,700
City of Fairfax Police Department	NIBRS	0	7	15	11	34	402	20	489	21.084	23,193
Fairfax County Police Department	NIBRS	13	67	448	411	837	13,320	792	15,888	14.118	1,125,385
Falls Church City Police Department	NIBRS	0	3	11	7	8	212	13	254	18.815	13,500
Loudoun County Sheriff's Office	NIBRS	3	38	42	101	190	2,227	128	2,729	7.507	363,524
City of Manassas Police Department	NIBRS	0	14	31	38	85	666	34	868	20.877	41,577
Manassas Park Police Department	NIBRS	0	2	0	10	13	128	10	163	10.382	15,700
Prince William County Police Department	NIBRS	9	55	216	484	610	4,627	307	6,308	14.606	431,863
<b>SUBTOTAL</b>		<b>307</b>	<b>1,112</b>	<b>5,735</b>	<b>8,389</b>	<b>10,790</b>	<b>82,419</b>	<b>8,634</b>	<b>117,386</b>	<b>21.115</b>	<b>5,559,319</b>

ASSOCIATE DEPARTMENTS	REPORTING METHOD	HOMICIDE	RAPE	ROBBERY	AGG ASSAULT	BURGLARY	LARCENY	M/V THEFTS	TOTAL OFFENSES
Fauquier County Sheriff's Office	NIBRS	2	24	11	26	51	366	19	499
FBI Police	OTHER	0	0	1	0	0	4	0	5
Federal Protective Service	OTHER	1	4	0	4	0	7	0	16
MNCPPC Police (Montgomery County)	UCR	3	1	8	3	6	155	1	177
MNCPPC Police (Prince George's County)	UCR	2	1	39	44	10	167	2	265
Maryland State Police***	UCR	1	2	6	45	70	165	34	323
Metro Transit Police	NIBRS	0	0	383	116	0	1,078	76	1,653
Metro. Wash. Airports Authority Police	NIBRS	0	0	0	3	2	370	39	414
National Institutes of Health Police	UCR	0	0	0	0	0	64	0	64
Pentagon Force Protection Agency	OTHER	0	0	0	0	0	40	0	40
U.S. Capitol Police	OTHER	0	0	3	8	2	102	7	122
U.S. Park Police	UCR	1	0	46	7	8	180	5	247
Virginia Dept. of Alcoholic Beverage Control	OTHER	0	0	0	0	0	8	0	8
Virginia State Police (Div. 7)	NIBRS	1	1	1	16	1	19	10	49
<b>SUBTOTAL</b>		<b>11</b>	<b>33</b>	<b>498</b>	<b>272</b>	<b>150</b>	<b>2,725</b>	<b>193</b>	<b>3,882</b>
<b>GRAND TOTAL</b>		<b>318</b>	<b>1,145</b>	<b>6,233</b>	<b>8,661</b>	<b>10,940</b>	<b>85,144</b>	<b>8,827</b>	<b>121,268</b>

# Crime Rate per Capita 2011-2015

■ Population ■ Average Crimes/1000





# 21<sup>st</sup> Century Policing

---

- Six Pillars:
  - Building Trust and Legitimacy with Technology
  - Policy and Oversight
  - Technology and Social Media
  - Community Policing and Crime Reduction
  - Training and Education
  - Officer Wellness and Safety



# Things Law Enforcement Can Do

---

- Review and update policies, training
- Increase transparency
- Training on all levels to ensure fair and impartial policing
- Examine hiring practices and screening
- Ensure officers have the tools they need



# Community Policing Traditional Efforts

---

- National Night Out
- Shop with a Cop
- Special Olympics
- Badges for Baseball
- Back to School
- Community meetings
- McGruff

# Building Trust and Legitimacy with Technology

---

- Body Worn Cameras (BWC)
  - Accountability
  - Transparency
  - Improved relationship with the community
  - Better documentation for court
  - Helps in resolving citizen and officer conflict
  - Training aids



# Officer Wellness and Safety Training and Equipment

---

- Civil Disturbance Unit (CDU) subcommittee
  - Equipment
  - Tactics
  - Less use of munitions
  - Working on creating the National Standard
  - Use of the European model from United Kingdom



# Crime Prevention and Technology

---

- Situational Awareness
  - Sharing of Computer Aided Dispatch (CAD) data
  - Real time across jurisdictions
  - Assist Command and supervisory staff with deployment
- Crime Analysis
  - ATAC RAIDS analytical platform, predictive policing
  - Linking information and suspects
  - Community version allows for citizen own analysis



# Community Policing and Crime Reduction

---

- Narcotic Overdoses
  - Regional and national problem
- Prevention
  - Use of Narcan
- Treatment and Education
  - Seeking treatment for addicts
  - Working with local health departments



COG DEPARTMENTS	Drug-Related Overdoses			Drug-Related Deaths from Overdoses		
	2013	2014	2015	2013	2014	2015
<b>D.C. Metropolitan Police</b>						
<b>Bladensburg Police Department</b>						
Bowie Police Department	65	58	41	22	40	32
Charles County Sheriff's Office						
Frederick County Sheriff's Office	76	97	100	23	25	25
Frederick Police Department	341	375	359	-	-	63
Greenbelt Police Department	8	6	10	-	-	-
Montgomery County Dept. of Police	286	244	250	39	47	54
Gaithersburg Police Department*	21	6	22	3	5	7
Rockville City Police Department*	20	15	14	6	4	7
Prince George's County Police Dept.	551	782	811	28	31	36
Takoma Park Police Department	-	-	6	-	-	1
<b>SUBTOTAL-MARYLAND</b>	<b>1327</b>	<b>1562</b>	<b>1577</b>	<b>112</b>	<b>143</b>	<b>211</b>
<b>Alexandria Police Department</b>	-	-	-	-	-	-
Arlington County Police Department	-	-	-	-	-	-
City of Fairfax Police Department	-	-	-	-	-	-
Fairfax County Police Department	1113	1277	1474	55	63	53
Falls Church City Police Department	-	-	-	-	-	-
Loudoun County Sheriff's Office						
City of Manassas Police Department	5	10	9	0	3	4
Manassas Park Police Department	-	-	2	-	-	0
Prince William County Police Dept.	174	209	172	8	4	7
Virginia State Police	-	-	-	-	-	-
<b>SUBTOTAL-VIRGINIA</b>	<b>1292</b>	<b>1496</b>	<b>1657</b>	<b>63</b>	<b>70</b>	<b>64</b>
<b>TOTAL COG DEPARTMENTS</b>	<b>2619</b>	<b>3058</b>	<b>3234</b>	<b>175</b>	<b>213</b>	<b>275</b>





# Calls for Service

CALLS FOR SERVICE AND AUTHORIZED STRENGTH			
COG DEPARTMENT	CALLS	SWORN	CIVILIAN
Metropolitan Police Department	786,412	3,789	519
Bladensburg Police Department	8,794	20	8
Bowie Police Department	24,052	61	6
Charles County Sheriff's Office	297,673	296	199
Frederick County Sheriff's Office	89,191	186	66
Frederick Police Department	99,090	144	43
Greenbelt Police Department	27,445	53	17
Montgomery County Dept. of Police	225,394	1,265	564
Gaithersburg Police Department	34,938	57	11.5
Rockville City Police Department	30,949	59	34
Prince George's County Police Dept.	373,985	1,701	223
Takoma Park Police Department	8,445	42	18
Alexandria Police Department	70,255	304	113
Arlington County Police Department	87,478	361	100
City of Fairfax Police Department	13,349	64	20
Fairfax County Police Department	452,269	1,361	351
Falls Church City Police Department	28,640	32	12.4
Loudoun County Sheriff's Office	166,636	372	111
City of Manassas Police Department	56,334	96	31.25
Manassas Park Police Department	25,668	34	9
Prince William County Police Dept.	226,520	660	187
<b>SUBTOTAL</b>	<b>3,133,517</b>	<b>10,957</b>	<b>2,643.15</b>

ASSOCIATE DEPARTMENTS			
Fauquier County Sheriff's Office	108,296	127	54
FBI-Police	656	141	0
Federal Protective Service	4,051	<i>unk</i>	<i>unk</i>
M-NCPPC Police (Montgomery County)	98,855	95	21
M-NCPPC Police (Prince George's County)	96,077	108	25
Metro Transit Police	75,826	472	263
Metro. Wash. Airports Authority Police	107,070	225	51
National Institutes of Health Police	14,770	87	23
Pentagon Force Protection Agency	49,197	827	75
U.S. Park Police	49,240	588	64
Virginia Dept. of Alcoholic Beverage Control	123	21	2.5
Virginia State Police (Div. 7)	186,680	241	35
<b>SUBTOTAL</b>	<b>790,841</b>	<b>2,932</b>	<b>614</b>
<b>GRAND TOTAL</b>	<b>3,924,358</b>	<b>13,889</b>	<b>3,256.65</b>



# Calls for Service

---

- How departments report their numbers
  - Total number of calls to respective 911 center
  - Total number of officer initiated
  - Total of details assigned to officers
  - All of the above
- One definition
  - All officer involved activity
  - Split number between officer generated and assigned with calls received through 911 center



## Ron Hardy

City of Takoma Park Emergency Preparedness/Planning Manager

(301) 891-7126

RonH@takomaparkmd.gov

[mwcog.org](http://mwcog.org)

---

777 North Capitol Street NE, Suite 300

Washington, DC 20002



Metropolitan Washington  
Council of Governments