

COMMUTER CONNECTIONS PROGRAM MONITORING DASHBOARD

Sal Zahedi
Senior Transportation Planner & Data Scientist
Foursquare ITP

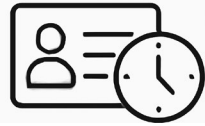
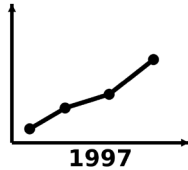
Daniel Ritter
Transportation Planner & Data Scientist
Foursquare ITP

Commuter Connections Ridematching Committee
January 20, 2026

Purpose

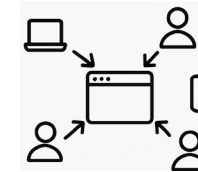
There is a wealth of data on how Commuter Connection Programs have been used over the years

Data is available from 1997!



Account creation time, expiry, and re-registrations

Ways users were brought on board




Different programs for each user

- CommuterCash
- Guaranteed Ride Home
- Ridematching

Ridematching & Matchlist details

Data is partitioned by Appform code



Purpose

Developing a dashboard to better utilize and leverage the data

Unified

Various data sources into one platform

- Excel report
- Separate databases

Real-Time

Access the most recent data

- No wait for a report run
- Access to both new and historic data

Secure

Access data relevant to you

- Data partitioning by Appform Code

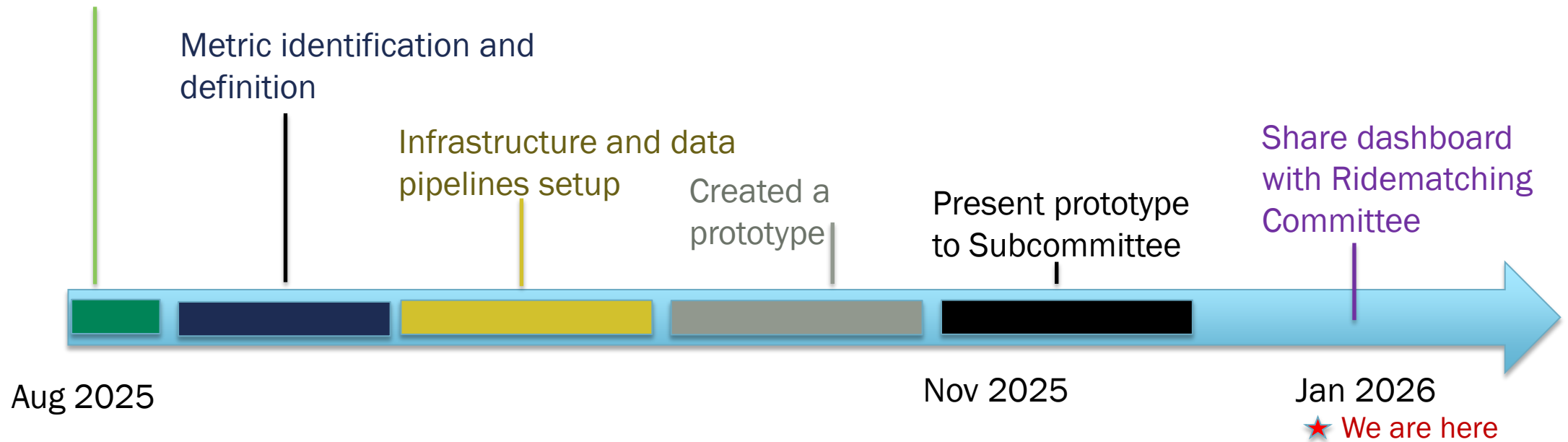
User-Friendly

Interactive interface

- Familiar visuals and charts
- Pre-calculated metrics
- Interaction and data exploration

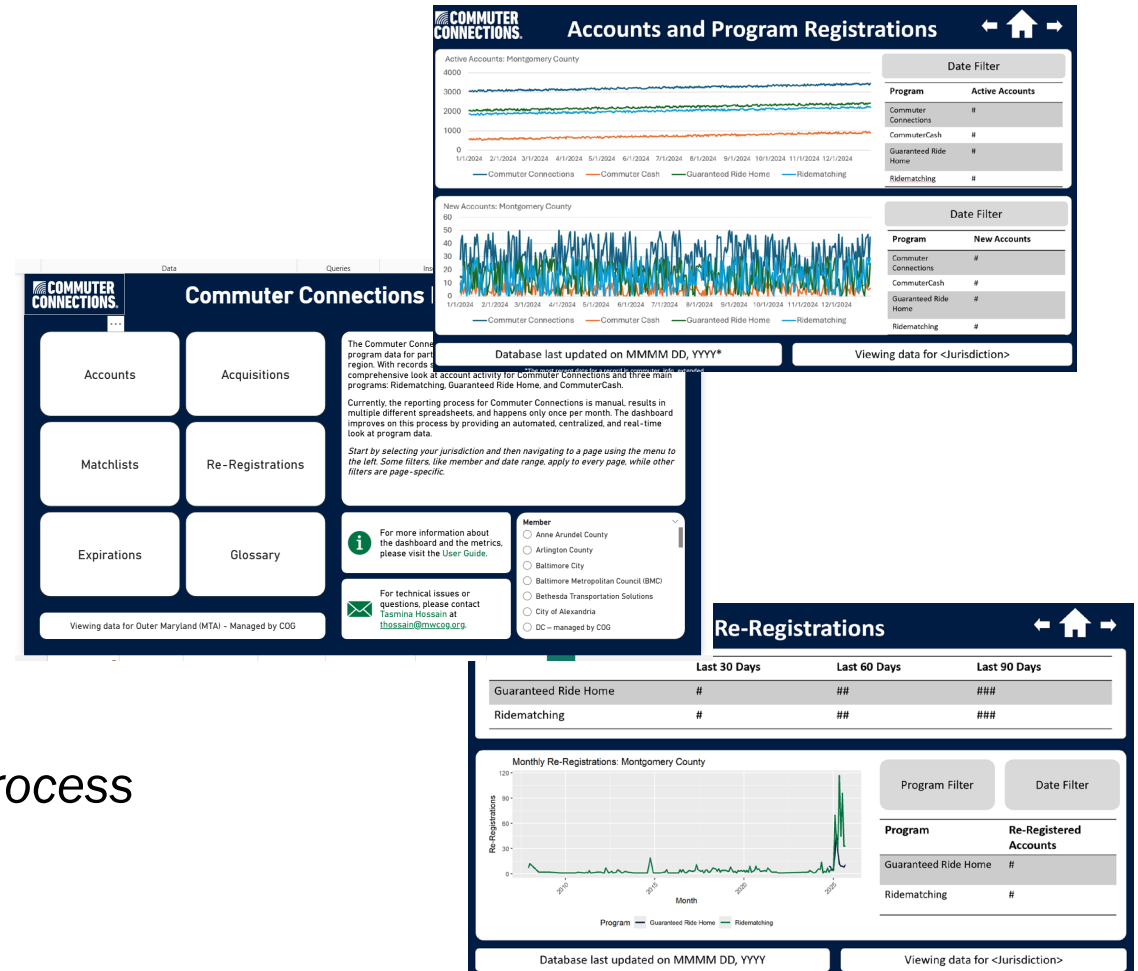
Timeline

Envisioned dashboard and
its use cases

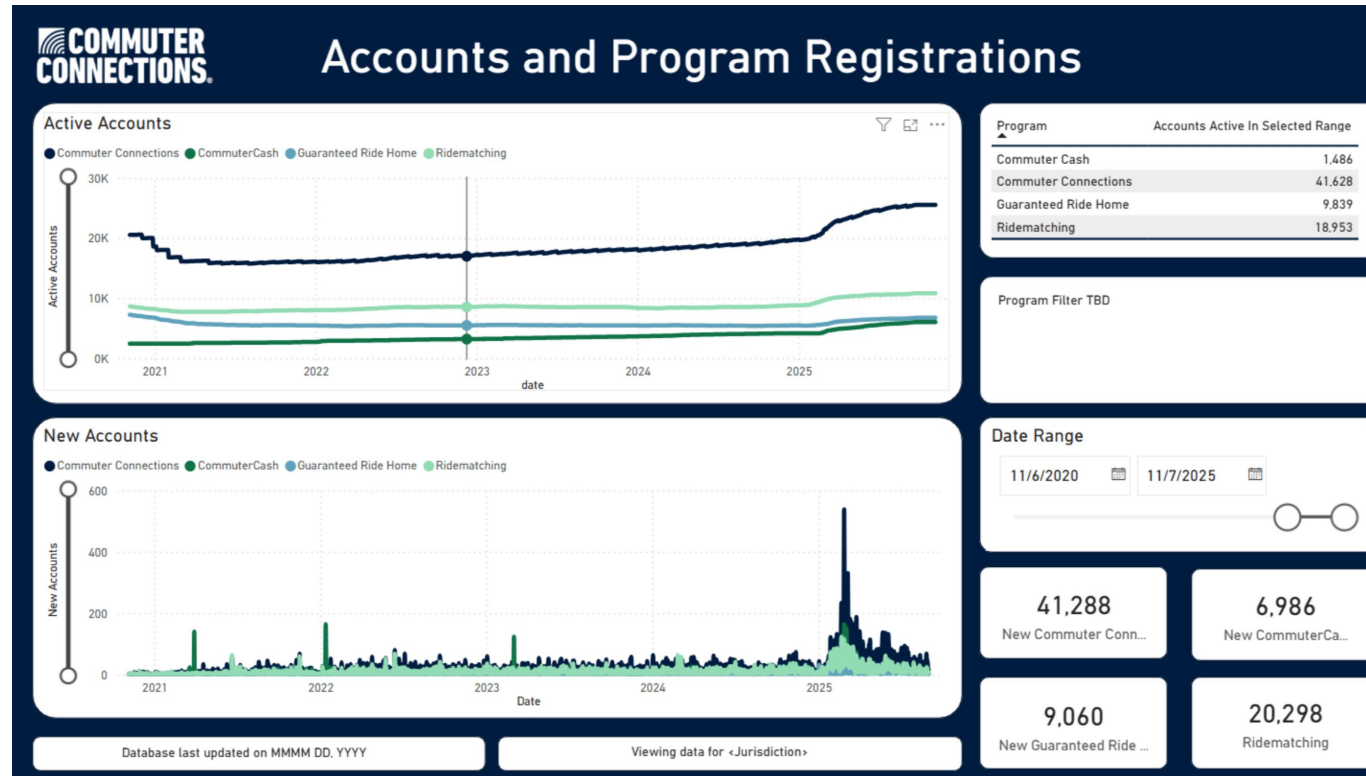


Dashboard Features

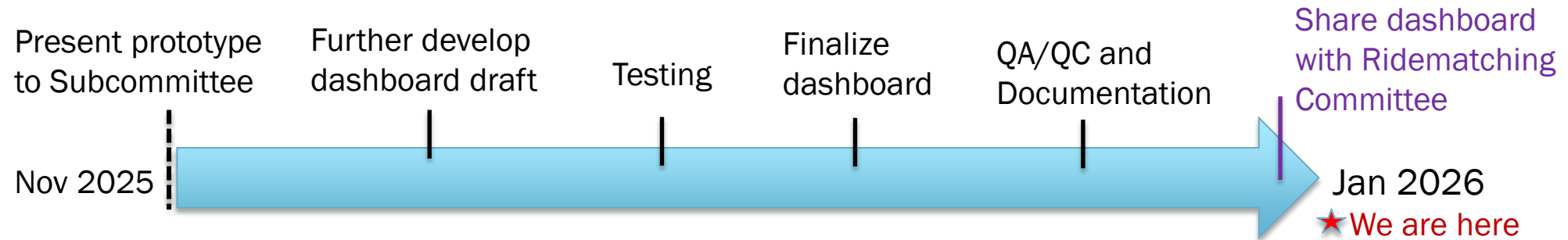
- Seven pages:
 - Accounts and program registrations
 - Active accounts
 - New accounts
 - Acquisitions
 - Re-registrations
 - Expirations – *updated process*
 - Matchlists
 - Landing page and Glossary – *updated process*



Dashboard Demo



Next Steps – and how you can help!



- **Power BI Phase 2 (and how you can help!)**
 - **Pilot Group:** We need 5-6 members willing to help us test the Expirations page – correct data partitioning, ease of data extraction, etc.
 - *Access to a Power BI Pro account will be required to participate.*
- **Dashboard discussions:** we would like to schedule time to meet with you and review the dashboard functionality and answer any questions you may have.

Future Opportunity

- After this first round of dashboard building, testing, and implementation, the functionalities and features of the dashboard could be enhanced with new or revised:
 - Pages
 - Metrics
 - Direct data interactions

Q&A and Discussion

Thank you!

Questions?

COG/TPB Staff Lead: Tasmima Hossain, TDM Analyst

thossain@mwkog.org | (202) 962-3235