



PERFORMANCE MEASURES AND TARGETS: PHED AND NON-SOV MODE SHARE

TPB Performance Measures and Targets

Ian Newman
Transportation Planner

Transportation Planning Board (TPB)
June 17, 2026



TPB Goals and this Performance Measure

- TPB's Goals: Safety, Maintenance, Reliability, Affordable and Convenient Mobility Options, **Efficient System Operations**, Environmental Protection, Resilient Region, and Livable and Prosperous Communities.
- The federally-required performance measure tracks congestion to assess progress towards this goal:
 - **Efficient System Operations:**

Performance Measure	What is it?	Data Source
Peak Hours Excessive Delay (PHED) per Capita	The sum of annual hours of excessive delay measured during the combined 6 - 10 A.M. and 3 - 7 P.M. travel peak periods, per capita (of the MSA's Urban Area population) on the National Highway System (NHS) in the MSA's Urban Area.	National Performance Management Research Data Set (NPMRDS)
Percentage (%) Non-SOV Mode Share	The percent of commuting to work trips taken by transportation modes, including teleworking, other than single-occupant vehicle (SOV) travel in the MSA's Urban Area.	US Census Bureau, American Community Survey 5-year Estimates



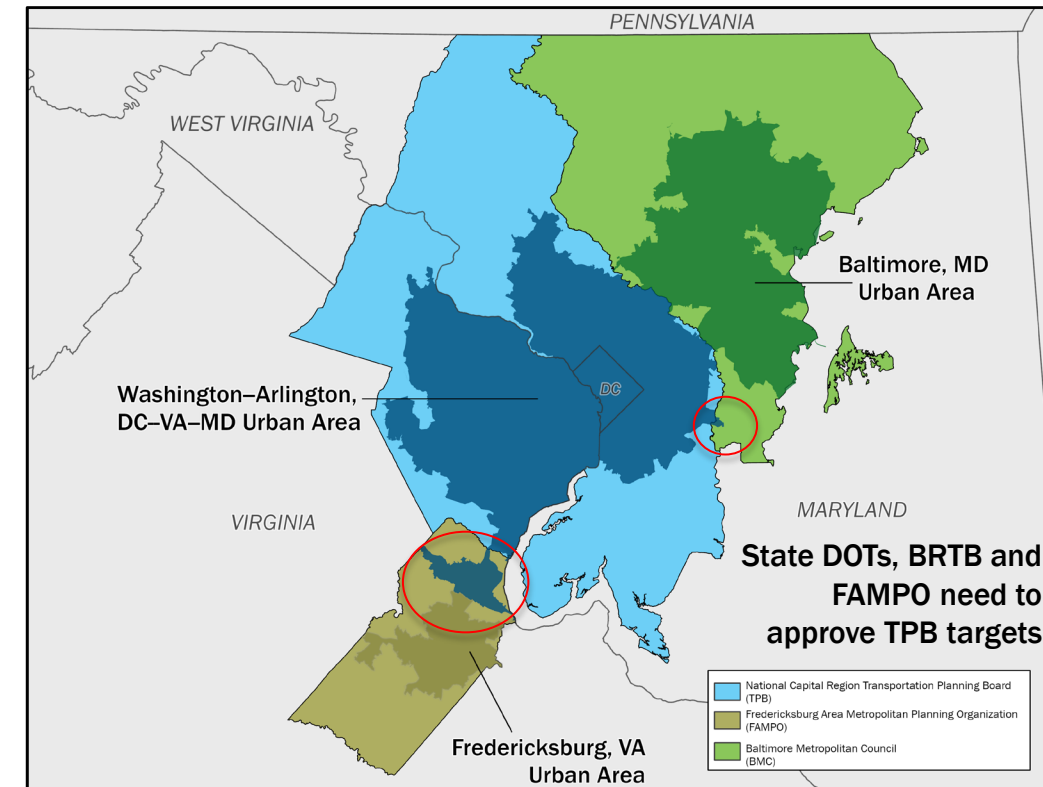
Performance Measure Targets Requirements

- Frequency: Set Two- and Four-year targets *Quadrennially*. Opportunity for adjustment biennially.
- Geography: Targets to be set for the federally established urban area.
- Coordination: Approval of all DOTs and MPOs in urban areas spanning multiple MPOs.
- Reporting: Establish a single urban area target for the two metrics, and report to the FHWA via the State DOTs' Biennial Performance Reports, with the next due on October 1, 2026.

Previous set of targets set in 2022.

2 year target for CY 2023 and 4 year target for CY 2025.

Urban Area with MPO Boundaries

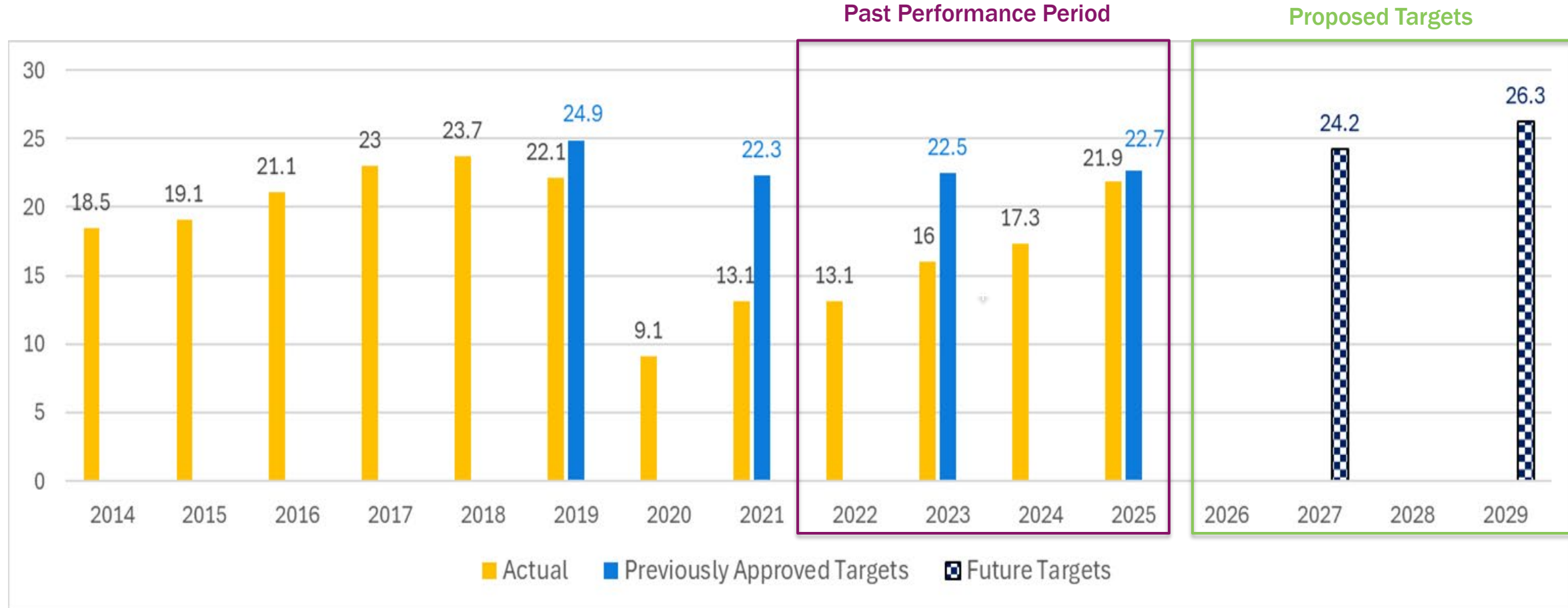


PHED per Capita

↓
Desired Trend

↑
Expected Trend

Hours of Excessive Delay During the Peak Hours
(PHED) per Capita

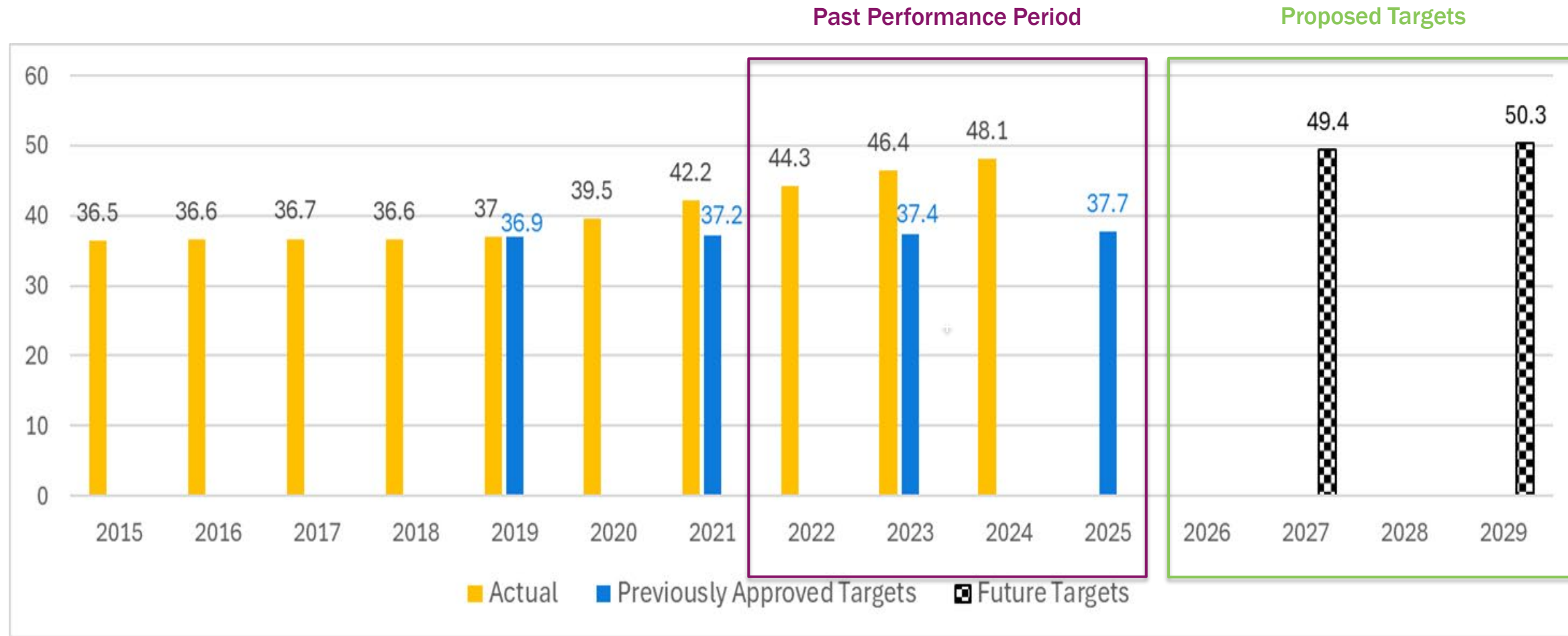


Non-SOV Mode Share

↑
Desired Trend

↑
Expected Trend

Percentage (%) non-SOV Mode Share



Next Steps

- July–Sep. Three states and two MPOs to adopt targets no later than September. TPB finalizes the region’s 2022-2025 and 2026-2029 MPO CMAQ Performance Reports by September for inclusion in the state PMFs by October 1, 2026.
- October All three states notify TPB that the PMFs are complete.



Ian Newman

Transportation Planner

(202) 962-3341

inewman@mwkog.org

mwkog.org/tpb

Metropolitan Washington Council of Governments

777 North Capitol Street NE, Suite 300

Washington, DC 20002



National Capital Region

Transportation Planning Board